

H

O

M

E

W

O

R

K

!

WEEKLY

NAME: _____

WEEK OF: April 27-May 4

Homework Expectations

- Now that students will be learning via online classrooms, homework packets will be distributed **WEEKLY** (Monday-Monday) for students to complete. Packets will contain work for all core subjects and are required to be turned in every Monday for grading.
- **packets may be picked up from IDEA Judson's campus and are also available for printing online. (access via IDEA Judson website)***

Distance Learning

- Online lessons have been uploaded by teachers to our new IDEA Judson Academy website & YouTube Channel listed on the back of this page. Reading & Language lessons will be specific to your student's College House.
- Math lessons will be for ALL students to complete.

Office Hours

KINDER TEACHERS HAVE NEW OFFICE HOURS!

Homeroom teachers will now host their office hours together. Please look for the ZOOM link specific to your student's teacher(s) to join their Office Hours (listed on the back of this page).

Join ALL of your Kinder teachers on ZOOM every Friday for a fun activity!

Homework Schedule

Monday: Reading & Language

Tuesday: Math

Wednesday: Reading & Language

Thursday: Math

Friday: Science

PLEASE ENSURE YOUR CHILD WATCHES THE CORRESPONDING VIDEOS (AVAILABLE ON THE IDEA JUDSON WEBSITE) THAT GO WITH EACH LESSON

*Reading & Language work is assigned by COLLEGE HOUSE

**ALL students complete the same Math & Science work

Homework Grading

Grades will be taken for specific portions of the homework packet each week. Those portions will be marked with a star (*) next to the assignment name in the daily schedule on the following page. Graded assignments should be scanned (pictures also acceptable) & uploaded to your child's HOMEROOM teacher(s) via Remind or Email every Monday by 4:30PM.

Assignments will be graded, and feedback will be given by teachers by Wednesday of each week.

Free Apps for Scanning via Phone:
"Notes" (iPhones), CamScanner,
ScannerApp, Genius Scan

Please see the next page for the assigned homework schedule for each College House and Subject

Teacher Contact Information

READING TEACHERS

Kaila Westover

kaila.westover@ideapublicschools.org

Baylor & Howard

Caitlyn Connell

caitlyn.Connell@ideapublicschools.org

Ole Miss, Virginia, Clemson, Sam Houston,
Florida

Lakisha Black

lakisha.black@ideapublicschools.org

North Carolina & Tougalo

Mayra Silva

mayra.silva@ideapublicschools.org

Tennessee & Berkeley

LANGUAGE TEACHERS

Alicia Hernandez

alicia.Hernandez@ideapublicschools.org

Baylor & Howard

Isabel Mendez

isabel.reta@ideapublicschools.org

Ole Miss

Amber Chambers

amber.chambers@ideapublicschools.org

Virginia, North Carolina, Tougalo

Chastity Darden

chastity.darden@ideapublicschools.org

Tennessee, Florida, Clemson, Berkeley,
Sam Houston

IDEA Judson Academy Links

Website: www.judsonacademy.wixsite.com/jags

YouTube Channel:

https://www.youtube.com/channel/UC55J24gTdnm5_adXoPfW68Q?view_as=subscriber

Office Hours

<u>MONDAY</u>	<u>TUESDAY</u>	<u>WEDNESDAY</u>	<u>THURSDAY</u>	<u>FRIDAY</u>
Connell/Chambers 12:00-1:00PM	Black/Darden 12:00-1:00PM	Connell/Chambers 5:00-6:00 PM	Black/Darden 5:00-6:00PM	*FUN FRIDAY!* ALL Kinder Teachers
Westover/Hernandez 12:00-1:00PM	Silva/Mendez 12:00-1:00PM	Westover/Hernandez 5:00-6:00PM	Silva/Mendez 5:00-6:00PM	12:00-1:00PM

Please use the ZOOM links below to connect with
Homeroom teachers during their Office Hours!

Please use the link for Westover/Hernandez on FUN FRIDAYS!

ALL Zoom Meeting Passwords: Idea

Westover/Hernandez: <https://zoom.us/j/7233351021>

Connell/Chambers: <https://zoom.us/j/9833250159>

Black/Darden: <https://zoom.us/j/7379758665>

Silva/Mendez: <https://zoom.us/j/6049897511>

Our SPED Teacher, Ms. Keeler
will also be available for Office
Hours DAILY from
1:00-2:00PM

<https://zoom.us/j/554143817>

EMAIL:

Ruth.keeler@ideapublicschools.org

COLLEGE HOUSE	WEEK 6 READING ASSIGNMENTS	WORKSHEET DUE FOR GRADING ★
Howard & Baylor	<input type="checkbox"/> <u>MONDAY:</u> Lesson 92 Video & Worksheet 92 <input type="checkbox"/> <u>WEDNESDAY</u> Lesson 93 Video & Worksheet 93***	Lesson 93 Worksheet (Front & Back)
North Carolina & Tougaloo	<input type="checkbox"/> <u>MONDAY:</u> Lesson 112 Video & Worksheet 112 <input type="checkbox"/> <u>WEDNESDAY</u> Lesson 113 Video & Worksheet 113***	Lesson 113 Worksheet (Front & Back)
Florida	<input type="checkbox"/> <u>MONDAY:</u> Lesson 132 Video & Worksheet 132 <input type="checkbox"/> <u>WEDNESDAY</u> Lesson 133 Video & Worksheet 133***	Lesson 133 Worksheet (Front & Back)
Ole Miss (OM) Virginia (VA) Clemson (C) Sam Houston (SH)	<i>(All Groups: OM, VA, C, SH)</i> <input type="checkbox"/> <u>MONDAY:</u> Lesson 122 Video & Worksheet 122 <input type="checkbox"/> <u>WEDNESDAY</u> Lesson 123 Video & Worksheet 123***	Lesson 123 Worksheet (Front & Back)
Tennessee & Berkeley	<input type="checkbox"/> <u>MONDAY:</u> Lesson 142 Video & Worksheet 142 <input type="checkbox"/> <u>WEDNESDAY</u> Monday: Lesson 143 Video & Worksheet 143***	Lesson 143 Worksheet (Front & Back)

This portion of the packet are for the
following groups only:

Baylor & Howard

Howard

Galilea J
Timothy G
Leonardo G
Miguel G
Esteban G
Marvin J
Marcela J
Oliver P
Dominique R
Joseph S
Teigan L

Baylor

Emmanuel A
Mathias C
Daniel C
Leonardo D
Victoria D
Ja'Miyah F
Magali G
Janzel J
Andres L
Bryson M
Brielle P
Sylas S

Send the pages with a ★ at the top to your child's HOMEROOM teacher by Monday at 4:30PM.

*******If your child is not in these reading groups, then he/she does NOT need to complete this part of the packet.*******

Envíe las páginas con un ★ en la parte superior a las maestras HOMEROOM de su hijo/a antes del lunes a las 4:30PM.

*******Si su hijo/a no está en estos grupos de lectura, entonces NO necesita completar esta parte del paquete.*******

Name Howard + Baylor

Worksheet 92 Side 1

I wish I had sand.

I wish I had sand.

sh

is

I

fēet

i

has

ā

will

a

sit

sad

sack

shack

~~sack~~

sack

rug

had

sack

sack

sack

fun

hot

sack

sand


sack

sack

late

sack

ears



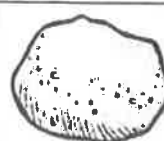
a tāi



run



roc_k




him



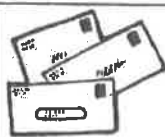
sac_k



mad



māi



sand



fēē



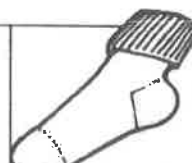
a ha_t



ē_ars



little





thē cat has fun.

thē cat has fun.

W

fish

C

and

O

at

Sh


nāme

ā

hē

wē and wē hē wē
 run tāil wē nām. got wē
 wē now wē wē
 wē this wē hat

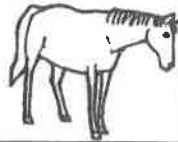





hat





a rat



shē



a fish



rān



sad




a mitt




dish



ēars



a cat



fan



hē



This portion of the packet are for the
following groups only:

North Carolina & Tougaloo

North Carolina

Joshua B
Adrian F
Dominic F
Amina F
Aaliyah H
Trinite H
Harlie K
Scarlett O
Ava R
Alize V

Tougaloo

Ivanna C
Jayden C
Cesar D
Chase G
Jax L
Michaylah M
Jose P
Micah S
Anaya S
Rocco T
Isabella W

Send the pages with a ★ at the top to your child's HOMEROOM teacher by Monday at 4:30PM.

*******If your child is not in these reading groups, then he/she does NOT need to complete this part of the packet.*******

Envíe las páginas con un ★ en la parte superior a las maestras HOMEROOM de su hijo/a antes del lunes a las 4:30PM.

*******Si su hijo/a no está en estos grupos de lectura, entonces NO necesita completar esta parte del paquete.*******

Name North Carolina + Tougalo

Worksheet 112

Side 1

thē dog āte thē car.

thē dog āte thē car.

r

fun

sh

give

ē

māde

u

lick

l

and

hand

sand

~~hand~~

sit

hand

cow

hand

hand

hat

hand

hot

hand

cōld

hand


hand

and

hand

nēēd

was




thē cōats




cow



cōld




mitt



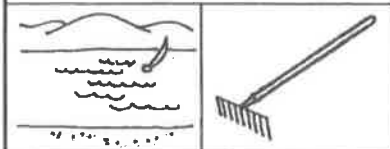
a nōse



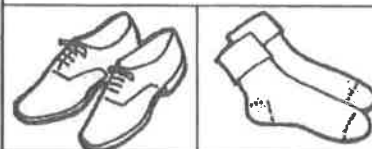
gāte



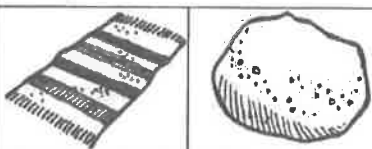
a rāke



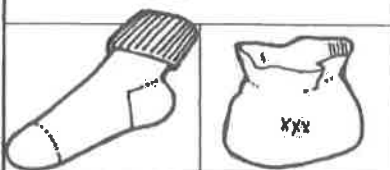
socks



a rug




sack



hē



a lāke





thē gōat sat on a log.

thē gōat sat on a log.

p p p

tāil

c

rāke

f

cōld

ā

is

v

sock

dog

log

dog

did

~~dog~~

gāte

dog

nō

dog

dog

dog

said

shāve

dog

dog


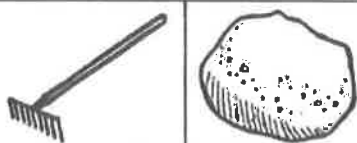




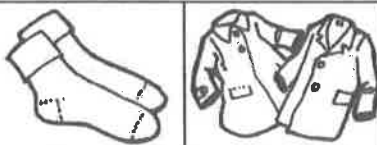


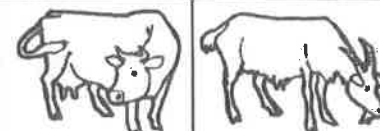
dish

dog

cow

hē



**rock****sand****a cow****tēeth****sun****mom****socks****a cōat****ēars****tāil****hill****a gōat**

This portion of the packet are for the
following groups only:

Florida

Heaven F
Emmelyn H
Alicia H
Za'Nye L
Christian M
Marvin Q
Brianna S
Brendan S

Send the pages with a ★ at the top to your child's HOMEROOM teacher by Monday at 4:30PM.

*******If your child is not in these reading groups, then he/she does NOT need to complete this part of the packet.*******

Envíe las páginas con un ★ en la parte superior a las maestras HOMEROOM de su hijo/a antes del lunes a las 4:30PM.

*******Si su hijo/a no está en estos grupos de lectura, entonces NO necesita completar esta parte del paquete.*******

Name Florida

1. the rabbit went down on his... →

•fēēt

•tāil

•nōse

2. the rat slid down on his... →

•fēēt

•tāil

•nōse

3. the rat got a sōre... →

•nōse

•hand

•tāil

i

d

k

r

b

g

the girl went fōr a walk. →

shē met a fat pig. →

1. the girl went fōr a... →

•walk

•pig

•talk

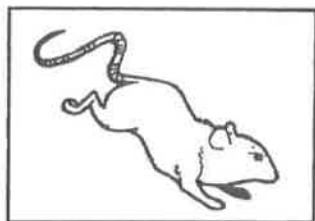
2. shē met a... →

•fat pig

•little pig

•dog


hē slid on his nōse.



.this man is mad.




.a rat ran.



.the girl can run.



.the dog has big ēars.



.shē has a rāke.



1. the dog said, "pigs live..."

• on farms • on ships • in parks

2. the pig said, "I am a..."

• dog • rich pig • fat pig

3. the ship rocked and the dog...

• got wet • was fat • got sick

y y y

o

i

k

i

b

a girl went fishing.

she did not get fish.

1. a girl went...


• home • running • fishing

2. she did not get...


• sick • fish • fans



I live on a ship.




he sat on a log.



that dog has a hat.



she feeds the duck.



I am mad.



a little cat has fun.



**This portion of the packet are for the
following groups only:**

Ole Miss, Virginia, Clemson, Sam Houston

Ole Miss

Sergio A
Jacob C
Karter D
Amy G
Keanu J
Corbin J
Ruben L
Dominik M
Makayla O
Areli R

Virginia

Jonah E
Wyatt F
Malachi G
Adalyn H
Axel M
Anaya O
Nailea S

Clemson

Aubree A
A'Viyon C
Bennett K
Adam L
Lily P
Lenox P
Grace R
Jose S
Kenneth S

Sam Houston

Gregory C
Emmerson C
Ava E
Delayne M
Isabella Mendoza
(Connell/Chambers)
Matthew M
Elijah R
Aaliyah R
Jenna R
Audrey R
Brenin W

Send the pages with a ★ at the top to your child's HOMEROOM teacher by Monday at 4:30PM.

*******If your child is not in these reading groups, then he/she does NOT need to complete this part of the packet.*******

Envíe las páginas con un ★ en la parte superior a las maestras HOMEROOM de su hijo/a antes del lunes a las 4:30PM.

*******Si su hijo/a no está en estos grupos de lectura, entonces NO necesita completar esta parte del paquete.*******

the cow sat in a car.

pets sat wish pet ~~pet~~
 pet dog pet pot
 said pet go pet pet
 pet pet pet the nō

the cow was on the rōad.

the men got mad.

1. the cow was on the...

•car

•rōad

•farm

2. the men got...

•sad

•māde

•mad

t	u
d	I
p	ch




a cat has fat fēēt.

hē will ēat fish.

shē is in the mud.

a gōat is on a car.



hē has a pot.

a gōat āte a sock.

wē are not sad.

the dog is on a log.



his cat is fat.

shē has the māil.

hē has a shack.

sam āte cōrn.



this man is ōld.

his fēēt are wet.

shē is in a car.

that dog is mad.



Name OM, VA, C, SH

Worksheet 123

Side 1

it is fun to pet pigs.

Handwriting practice lines consisting of four sets of three horizontal lines (top, middle dashed, bottom) with arrows at the end.

Word bank containing the following words: roads, will, roads, roads, shāve, fōr, roads, and, roads, not, roads, roads, car, roads, goat, ate, roads, road, roads.

the goat went to the park.
the girl went to the farm.

1. the goat went...

- in a car
- in the rain
- to the park

2. the girl went to the...

- car
- farm
- park





d


m

w

h

f

l




the pot has nō top.

shē will fēēd a pig.

shē sat in a lāke.

the fish has a hat.



wē are on a ship.

shē will ēat cōrn.

now I am cōld.

the man has socks.



the girl can run.

a cōat is in mud.

mom has a sock.

that is his dog.



his fēēt got hot.

shē is on a hill.

I will run.

hē sat on a gāte.



This portion of the packet are for the
following groups only:
Tennessee & Berkeley

Tennessee

Lucyxana E
Kssavri H
Ariel H
Kenza K
Chad L
Vincent L
Julian M
Madison S
Jaxon Z

Berkeley

Zoey F
Sofia G
Caroline H
Armando L
Isabela Mendoza
(Silva/Mendez)
Gerry M
Christopher P
Matthew S
Dralynn S

Send the pages with a ★ at the top to your child's HOMEROOM teacher by Monday at 4:30PM.

*******If your child is not in these reading groups, then he/she does NOT need to complete this part of the packet.*******

Envíe las páginas con un ★ en la parte superior a las maestras HOMEROOM de su hijo/a antes del lunes a las 4:30PM.

*******Si su hijo/a no está en estos grupos de lectura, entonces NO necesita completar esta parte del paquete.*******

Name Tenn + Berkeley

Worksheet 142

Side 1

1. a fat fox went in...

• a lake

• a shop

• a box

2. did the fat fox hit the box?

• yes

• no

3. the fox and his brother went...

• to sit

• to sleep

• to slide

o

d

p

h

w

x x x

a boy had a toy.

the toy was red.

1. a boy had a...

• mother

• toy

• card

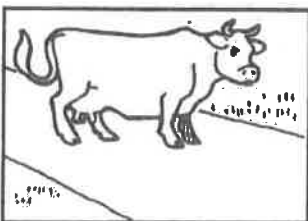
2. the toy was...

• a mother

• big

• red


I love to hit a box.




this dog is mēan.




shē has socks.



a cow was on a rōad.



hē sat in a car.



a dog went to slēēp.



1. the bug sat on the shōre of...

• a lāke

• a cāke

• a snāke

2. hē did not līke to get...

• fat

• shōre

• wet

3. hē did not have a...

• farm

• car

• hōme

x x x

k

p

c

o

b

a boy had a box.

a fox went in the box.

1. a boy had a...

• box

• fox

• car

2. a fox went in...


• a hōle

• the box

• a fox



a bug sat at the lake.



a man sat on a rock.




a rabbit ate a leaf.



the cop had a dog.




she will dive.



a cat will lick her.



COLLEGE HOUSE	WEEK 6 LANGUAGE ASSIGNMENTS	FOR GRADING 
Howard & Baylor	<input type="checkbox"/> <u>MONDAY:</u> Lesson 117 Video & Worksheet 117 <input type="checkbox"/> <u>WEDNESDAY</u> Lesson 118 Video & Worksheet 118***	Lesson 118 Worksheet (Front & Back)
North Carolina, Tougaloo, Virginia	<input type="checkbox"/> <u>MONDAY:</u> Lesson 137 Video & Worksheet 137 <input type="checkbox"/> <u>WEDNESDAY</u> Lesson 138 Video & Worksheet 138***	Lesson 138 Worksheet (Front & Back)
Florida, Clemson, Sam Houston, Tennessee, Berkeley	<input type="checkbox"/> <u>MONDAY:</u> Lesson 147 Video & Worksheet 147 <input type="checkbox"/> <u>WEDNESDAY</u> Lesson 148 Video & Worksheet 148***	Lesson 148 Worksheet (Front & Back)
Ole Miss	<input type="checkbox"/> <u>MONDAY:</u> Lesson 127 Video & Worksheet 127 <input type="checkbox"/> <u>WEDNESDAY</u> Lesson 128 Video & Worksheet 128***	Lesson 128 Worksheet (Front & Back)

This portion of the packet are for the
following groups only:

Baylor & Howard

Send the pages with a ★ at the top to your child's HOMEROOM teacher by Monday at 4:30PM.

*****If your child is not in these language groups, then he/she does
NOT need to complete this part of the packet.*****


Envíe las páginas con un ★ en la parte superior a las maestras HOMEROOM de su hijo/a antes del lunes a las 4:30PM.

*****Si su hijo/a no está en estos grupos de lenguaje, entonces NO
necesita completar esta parte del paquete.*****

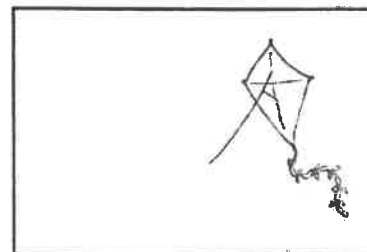

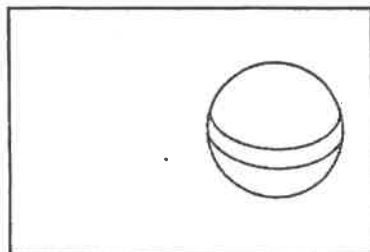
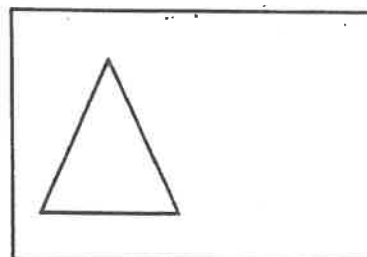

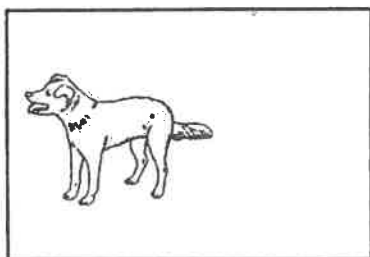
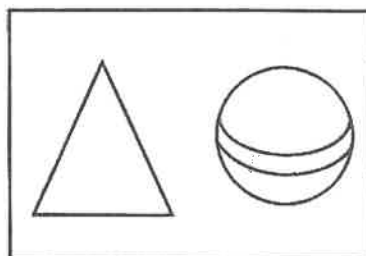

Howard & Baylor Monday

Lesson 117

Name _____



"What color did you make the boy's shirt?"






"What's in the top two boxes?" "Tell me what you drew to fix up the other boxes." "What did you cross out?"

Side 1

Howard & Baylor Monday

Lesson 117

Name _____



"Look at the objects connected by a red line." "How are they the same?" Repeat for brown and orange lines




"Is the cat with the hat striped?" "Is the dog with the collar sitting?"

Side 2


Howard Baylar Wednesday ☆

Lesson 118

Name _____



"What color are the rectangles?" "Show me how you followed the dots."



"What color is the shoe?" "What color is the shirt?" "What color is the hat?" "What else is in the picture?"

Side 1







Howard & Baylor

Wednesday

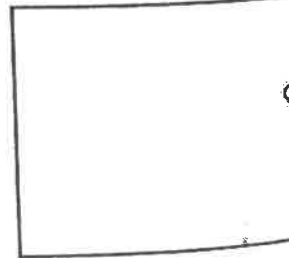
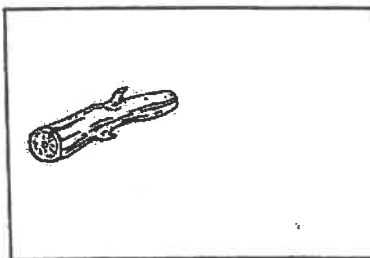
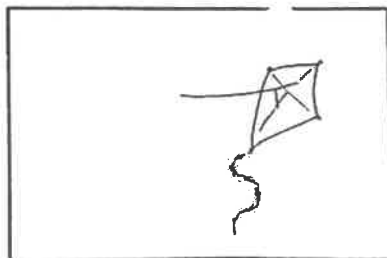







Lesson 118

Name _____



"What did you color red?" "What did you color brown?" "What did you color yellow?"



"What's in the top two boxes?" "Tell me what you drew to fix up the other boxes." "What did you

Side 2



This portion of the packet are for the
following groups only:

North Carolina, Tougalo, Virginia

Send the pages with a  at the top to your child's HOMEROOM teacher by Monday at 4:30PM.

*****If your child is not in these language groups, then he/she does
NOT need to complete this part of the packet.*****




Envíe las páginas con un  en la parte superior a las maestras HOMEROOM de su hijo/a antes del lunes a las 4:30PM.

*****Si su hijo/a no está en estos grupos de lenguaje, entonces NO
necesita completar esta parte del paquete.*****

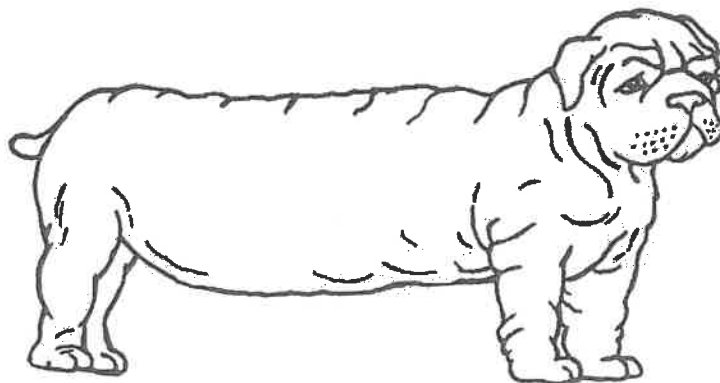


North Carolina, Tangaloo, Virginia Monday

Lesson 137

Name _____


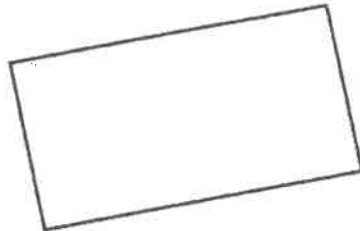
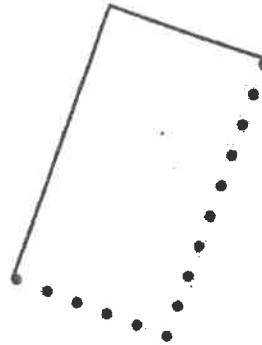

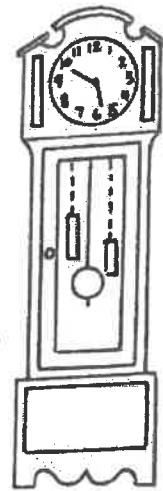




"Are all of the eggs in the basket?" "Are some of the eggs broken?" "Are all of the cats yellow?"

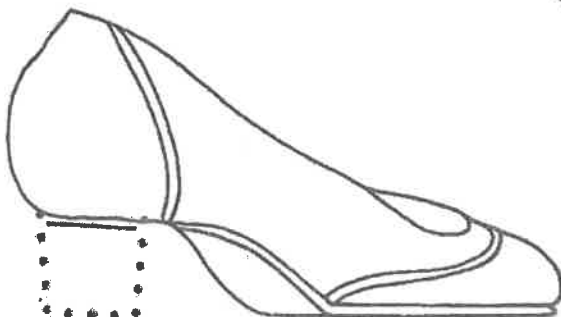


"Is the red duck wet?" "Is the dog with a collar short?"

Side 1



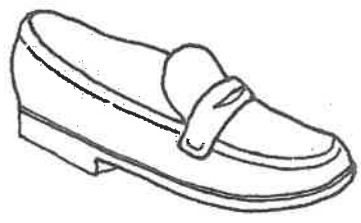
"Show me the rectangles that you finished." "What color are they?"



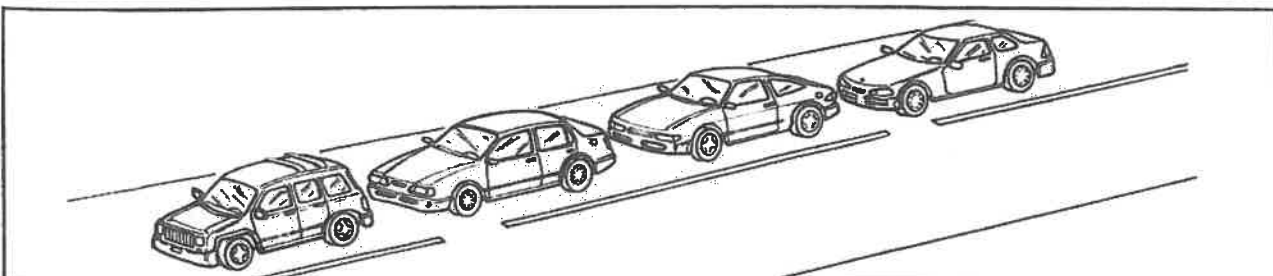


or each object, ask, "What is this?" "Which part was missing?"

North Carolina, Tongaloo, Virginia Wed. ★

Lesson 138 Name _____



"Is the object that's crossed out cold?" "Is the object with ice in it full?"



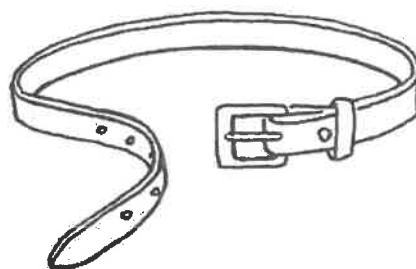
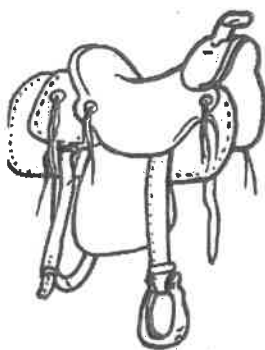

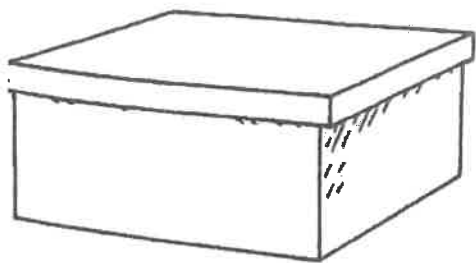
"Find the picture with all of the cars in the street." "Find the picture with some of the cars in the street." "Find the picture with none of the cars in the street."

Side 1 _____


Copyright © SRA/McGraw-Hill



North Carolina / tagalog / Virginia Wed
Lesson 138 Name _____



"What kind of objects are brown?" "What are the other objects?"



"What place is in the picture?" "What did you color black?" "What did you color brown?" "What did you color blue?"

This portion of the packet are for the
following groups only:

Clemson, Sam Houston, Florida,
Tennessee, Berkeley

Send the pages with a ★ at the top to your child's HOMEROOM
teacher by Monday at 4:30PM.

*****If your child is not in these language groups, then he/she does
NOT need to complete this part of the packet.*****

Envíe las páginas con un ★ en la parte superior a las maestras
HOMEROOM de su hijo/a antes del lunes a las 4:30PM.

*****Si su hijo/a no está en estos grupos de lenguaje, entonces NO
necesita completar esta parte del paquete.*****

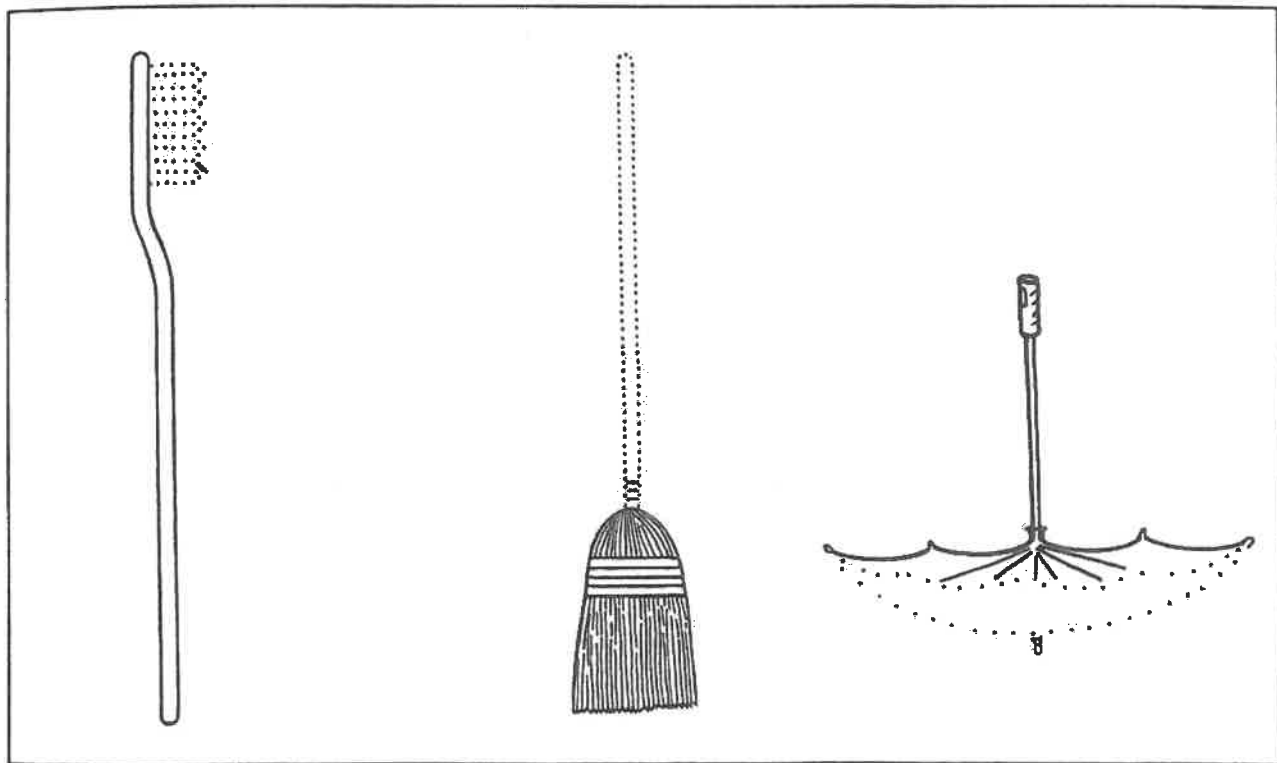
Florida/Clemson/Sam Houston/Tennessee/Berkley Monday

Lesson 147

Name _____



"What kind of animals are black?" "What are some of the birds holding?" "What are all of the monkeys wearing?"



For each object, ask, "What is this?" "Which part was missing?"

Side 1

Florida/Clemson/Sam Houston/Tennessee/Berkley


Monday

Lesson 147

Name _____




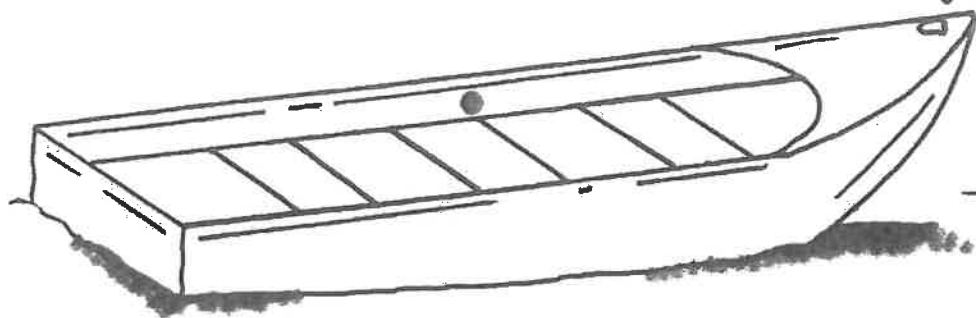
"What kind of objects are red?" "What kind of objects are blue?" "What kind of objects are yellow?"




"What's in the circle?" "Name the objects that belong in the circle." "Name the ones that don't belong."

Side 2 _____

Florida / Clemson / Sam Houston / Tennessee / Berkeley
Lesson 148 Name Wednesday ★



"Where do the white animals go?" "Where do the black ones go?"



"What kind of objects did you circle?" "What kind of objects did you draw rectangles around?"



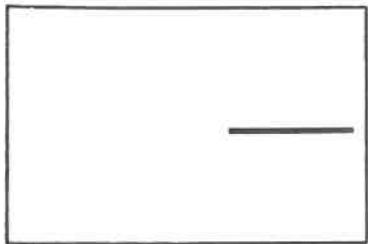


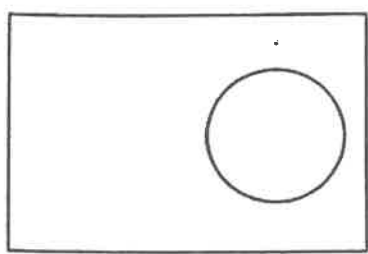

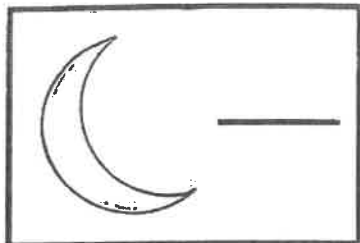


Florida/Clemson/Sam Houston/Tennessee/Berkley


Lesson 148

Name

Wednesday



"What's in the top two boxes?" "Tell me what you drew to fix the other boxes." "What did you cross out?"



"What's in the circle?" "Name the objects that belong in the circle." "Name the ones that don't belong."

Side 2



This portion of the packet are for the
following groups only:


Ole Miss

Send the pages with a  at the top to your child's HOMEROOM teacher by Monday at 4:30PM.


*****If your child is not in these language groups, then he/she does
NOT need to complete this part of the packet.*****

Envíe las páginas con un  en la parte superior a las maestras HOMEROOM de su hijo/a antes del lunes a las 4:30PM.

*****Si su hijo/a no está en estos grupos de lenguaje, entonces NO
necesita completar esta parte del paquete.*****



"What color are the tall trees?" "What color are the short trees?"


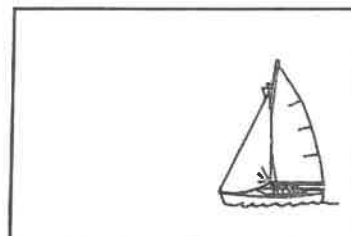
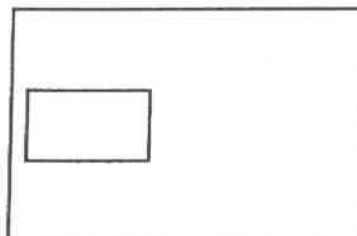

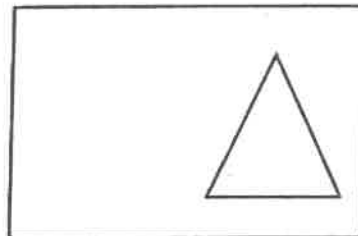




"What kind of objects did you draw rectangles around?" "What kind of objects did you draw triangles around?"


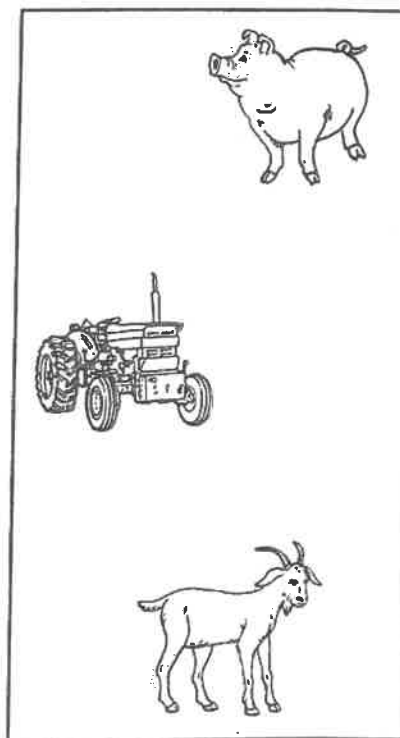
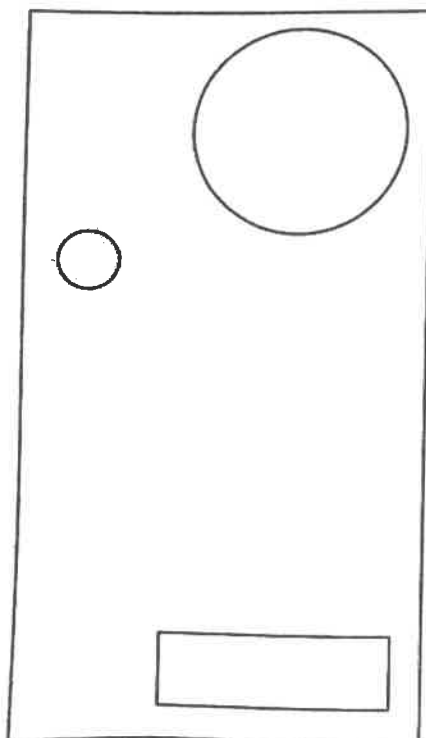
Ole Miss Monday

Lesson 127

Name _____



"What's in the top two boxes?" "Tell me what you drew to fix the other boxes." "What did you cross out?"



"What's the same about the connected objects in the first box?" "What did you cross out?" Repeat for second and third boxes.

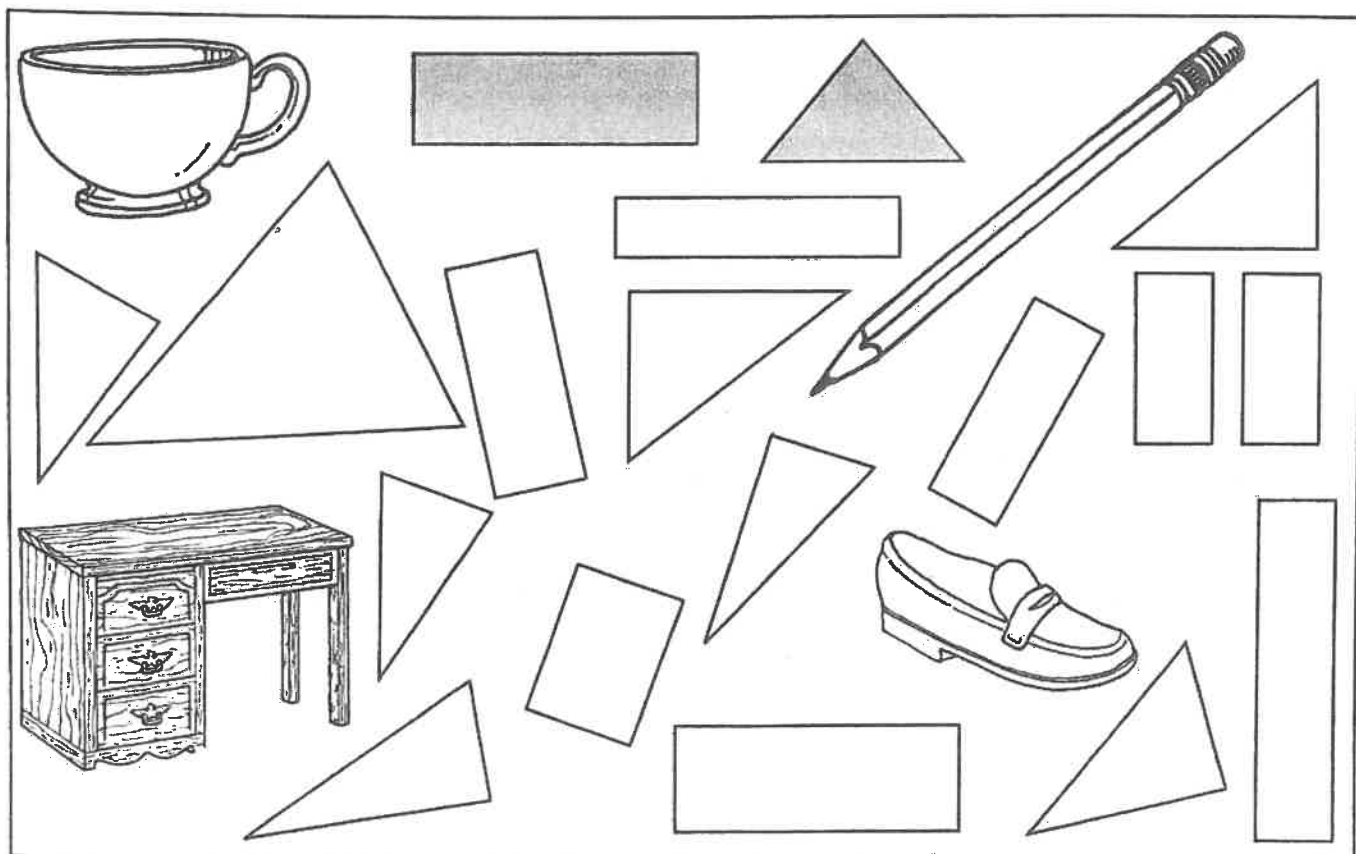
Side 2

Ole Miss Wednesday

Lesson 128 Name _____




"Does the lumberjack wearing green pants have a long axe?" "Is the lumberjack with the black jacket wearing short boots?" "Does the lumberjack with brown boots have a long axe?"



"What rule did you make for the rectangles?" "What rule did you make for the triangles?"

Side 1





"Tell me the parts of the house." "Which part was missing?"



"Where are the blue birds?" "How many birds are next to the car?" "Where are the red birds?"



SUBJECT	WEEK 6 ASSIGNMENTS	WORKSHEETS DUE FOR GRADING ★
MATH (ALL STUDENTS)	<p>☐ <u>Tuesday:</u></p> <p>Lesson 13: Online Video, Problem Set, Homework</p> <p>☐ <u>Thursday:</u></p> <p>Lesson 14: Online Video, Problem Set, Homework***</p>	<p>Lesson 14 Problem Set & Homework</p>
SCIENCE (ALL STUDENTS)	<p>☐ <u>Friday:</u></p> <p>You will need to use the following link to access the science videos for this week's lesson:</p> <p>https://classroommagazines.scholastic.com/support/learnathome/grades-prek-k.html</p> <p>After clicking link, please use the following steps:</p> <p style="padding-left: 40px;">Week 3 > Day 15: Science-What is Rain?</p> <ol style="list-style-type: none"> 1. Watch the Story: <i>Come on Rain!</i> by Karen Hesse 2. Read the Book: <i>Rainy Weather Days</i> by Pam Rosenberg 3. Complete these activities: Video: It's Raining, It's Pouring 4. Math Activity: How many raindrops? (OPTIONAL) <p>5. After completing steps 1-4, complete these worksheets <u>in your packet for grading</u>:</p> <ul style="list-style-type: none"> ▪ Rainy vs. Sunny Cut & Paste*** ▪ Weather Observation Sheet*** 	<p>Rainy vs. Sunny Cut & Paste and Weather Observation Worksheet (in your packet)</p>

MATH

Eureka Math Online Learning

We are now utilizing the online Eureka videos provided by our district for math lessons. These videos follow the same format as the teacher videos that were uploaded this week: Fluency Activities, Application Problem, Concept Development, & Problem Set. The corresponding homework uses the same skills demonstrated in the lesson and should be completed **after** watching the online video.

Please use this link to access the online videos:

<https://gm.greatminds.org/en-us/knowledge-for-grade-k>

Then Select: **Eureka Math Module 4**, and click the videos for the lessons assigned each week (*see Math & Science cover page*)

Ahora, utilizaremos los videos en línea de Eureka proporcionados por nuestro distrito para lecciones de matemáticas. Estos videos siguen el mismo formato que los videos de profesores que se subieron esta semana: Actividades de Fluidez, Problema de Aplicación, Desarrollo de Conceptos, y Conjunto de Problemas. La tarea correspondiente utiliza las mismas habilidades demostradas en la lección y debe completarse **después** de ver el video en línea.

Utilice este enlace para acceder a los videos en línea:

<https://gm.greatminds.org/en-us/knowledge-for-grade-k>

Luego seleccione: **Eureka Math Module 4**, y haga clic en los videos para las lecciones asignadas cada semana (*ver página de portada de Matemáticas & Ciencias*)

Name Tuesday

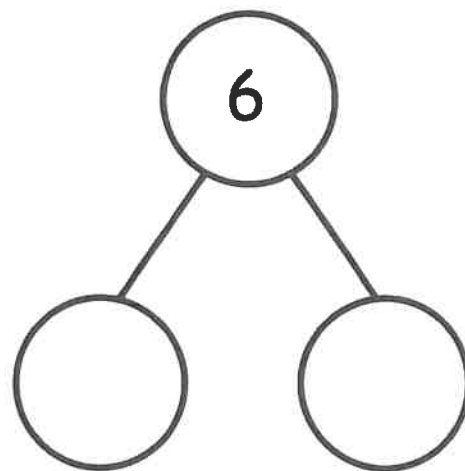
Date _____

Fill in the number bond and number sentences.



There are 6 cornstalks. 5 cornstalks are in the first row. 1 cornstalk is in the second.

$$6 = \square + \square$$




There are 6 cars on the road. 2 cars are big, and 4 are small.



\square	is	\square	and	\square
\square	=	\square	+	\square

3 geckos have black spots, and 3 geckos have no spots. There are 6 geckos.



3

+

3

=

=

3

+

3

There are 6 monkeys. 4 monkeys are swinging on the tree, and 2 monkeys are taking a nap. Draw a picture to go with the story.

=

+

+

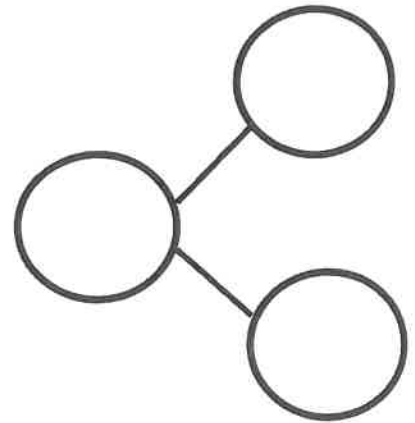

=

Create your own story, and tell your partner. Have your partner draw a picture of your story and create a number sentence to go with the picture.

Name Tuesday

Date _____

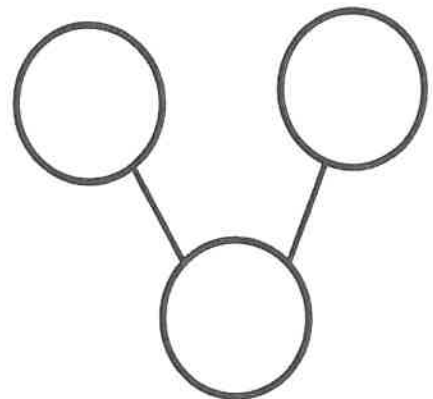

There are 6 animals. 4 are tigers, and 2 are lions.
Fill in the number sentences and the number bond.



is and

= +

There 3 are monkeys and 3 elephants. All 6 animals are going into the circus tent. Fill in the number sentences and the number bond.



and is

+ =

On the back of your paper, draw some animals. Make a number bond to match your picture.



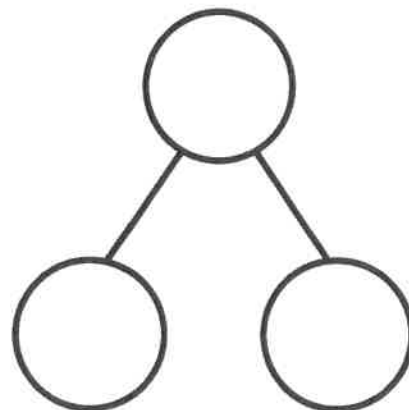
Name Thursday

Date _____


There are 7 animals. There are 5 giraffes and 2 elephants.



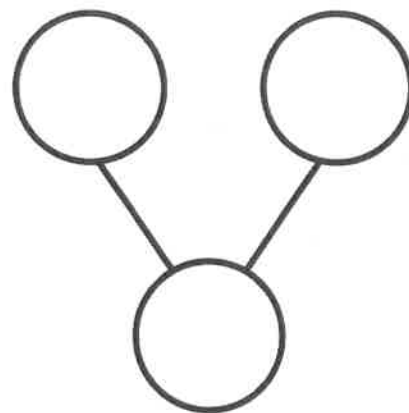
$$= 5 + 2$$



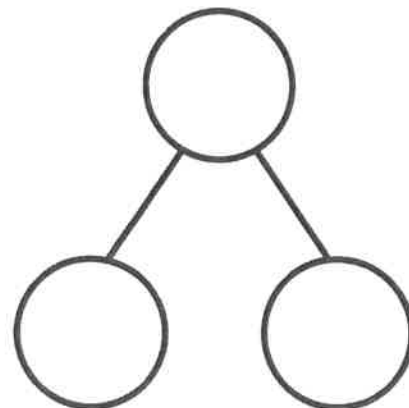
At the store, there was 1 big bear and 6 small bears. There were 7 bears.



$$1 + 6 = \square$$



$$= 2 + 5$$



Thursday



The squares below represent cubes.
4 gray cubes and 3 white cubes are 7 cubes.

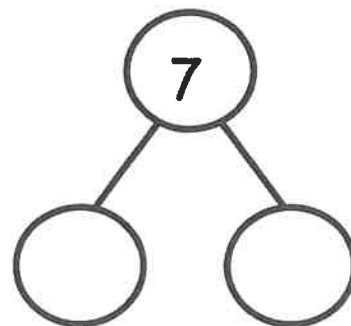


4

+

3

=



Color the cubes to match the cubes above. Fill in the number sentence.



=



+



Create your own story, and tell your partner. Have your partner draw a picture of your story and create a number sentence to go with the picture.



Thursday



Name _____

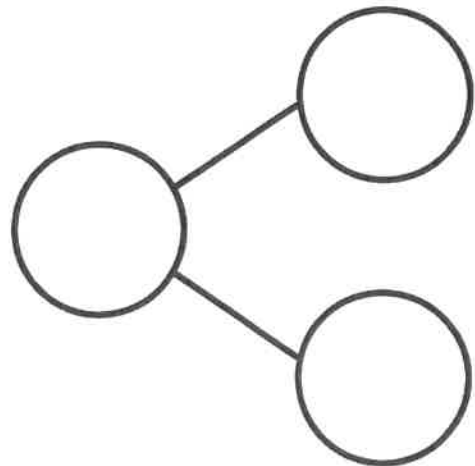
Date _____



There are 7 bears. 3 bears have bowties. 4 bears have hearts. Fill in the number sentences and the number bond.

$$\square = \square + \square$$

$$\square + \square = \square$$



5 bears have scarves on, and 2 do not. There are 7 bears.



Write a number sentence that tells about the bears.

$$\square = \square + \square$$

On the back of your paper, draw a picture about the 7 bears. Write a number sentence, and make a number bond to go with it.




*to use along w/
lesson video



+



=



train

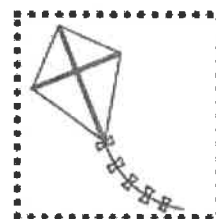
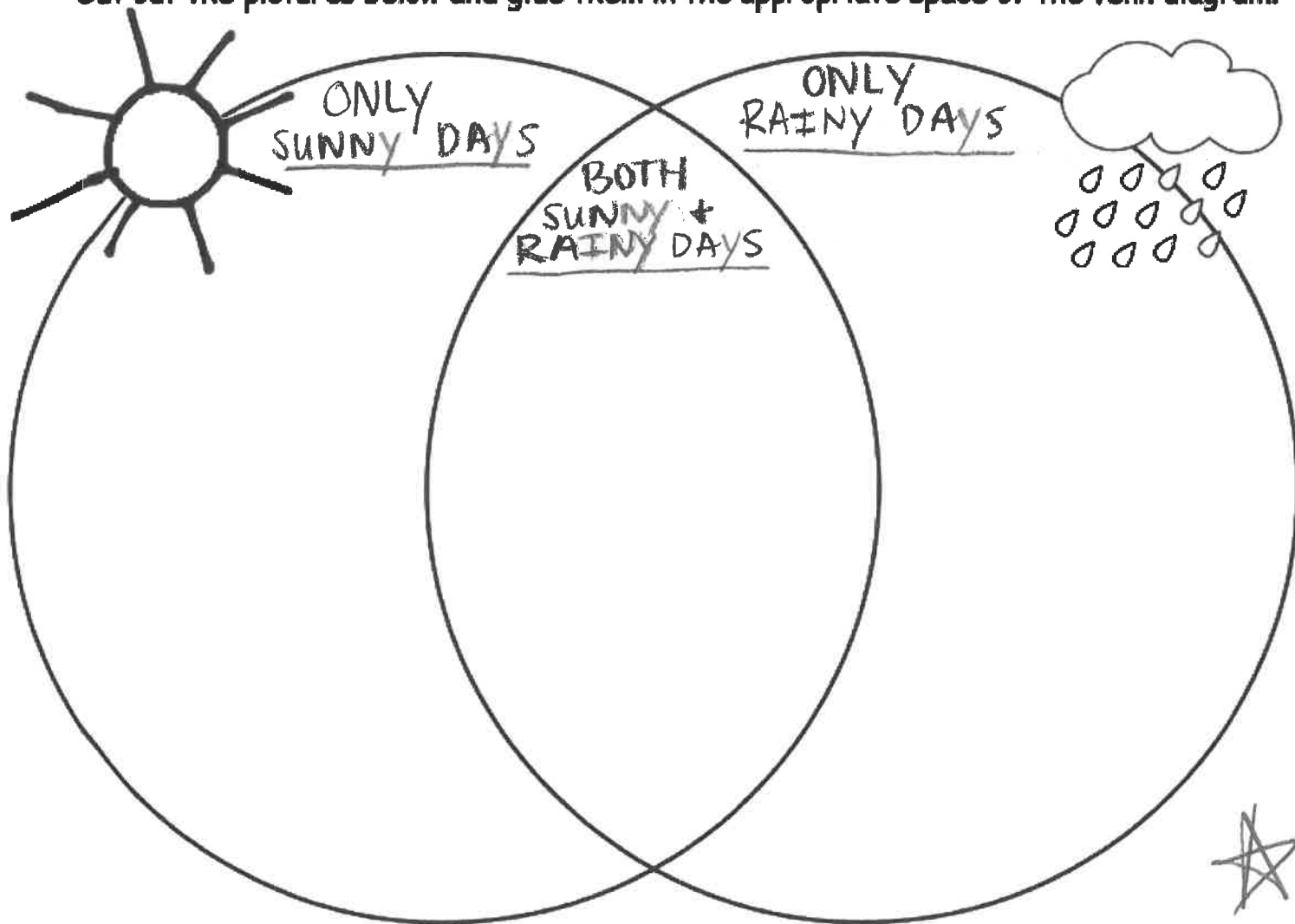
SCIENCE

Name: _____

Friday ★

Compare a Sunny Day With a Rainy Day

Cut out the pictures below and glue them in the appropriate space of the venn diagram.




Friday ☆

Only complete 1
(Top or Bottom)

Name _____


DESCRIBE IT!



Today's Weather

Name _____

DESCRIBE IT!



Today's Weather



