

H

O

M

E

W

O

R

K

!

WEEKLY

NAME: _____

WEEK OF: May 4- May 11

Homework Expectations

- Now that students will be learning via online classrooms, homework packets will be distributed **WEEKLY** (Monday-Monday) for students to complete. Packets will contain work for all core subjects and are required to be turned in every Monday for grading.
- **packets may be picked up from IDEA Judson's campus and are also available for printing online. (access via IDEA Judson website)**

Distance Learning

- Online lessons have been uploaded by teachers to our new IDEA Judson Academy website & YouTube Channel listed on the back of this page. Reading & Language lessons will be specific to your student's College House.
- Math lessons will be for ALL students to complete.

Office Hours

KINDER TEACHERS HAVE NEW OFFICE HOURS!

Homeroom teachers will now host their office hours together. Please look for the ZOOM link specific to your student's teacher(s) to join their Office Hours (listed on the back of this page).

Join ALL of your Kinder teachers on ZOOM every Friday for a fun activity!

Homework Schedule

Monday: Reading & Language

Tuesday: Math

Wednesday: Reading & Language

Thursday: Math

Friday: Science

PLEASE ENSURE YOUR CHILD WATCHES THE CORRESPONDING VIDEOS (AVAILABLE ON THE IDEA JUDSON WEBSITE) THAT GO WITH EACH LESSON

*Reading & Language work is assigned by COLLEGE HOUSE

****ALL** students complete the same Math & Science work

Homework Grading

Grades will be taken for specific portions of the homework packet each week. Those portions will be marked with a star (*) next to the assignment name in the daily schedule on the following page. Graded assignments should be scanned (pictures also acceptable) & uploaded to your child's HOMEROOM teacher(s) via Remind or Email every Monday by 4:30PM. Assignments will be graded, and feedback will be given by teachers by Wednesday of each week.

Free Apps for Scanning via Phone:
"Notes" (iPhones), CamScanner,
ScannerApp, Genius Scan

*****Please see the next page for the assigned homework schedule for each College House and Subject*****

Teacher Contact Information

READING TEACHERS

Kaila Westover

kaila.westover@ideapublicschools.org

Baylor & Howard

Caitlyn Connell

caitlyn.Connell@ideapublicschools.org

Ole Miss, Virginia, Clemson, Sam Houston,
Florida

Lakisha Black

lakisha.black@ideapublicschools.org

North Carolina & Tougalo

Mayra Silva

mayra.silva@ideapublicschools.org

Tennessee & Berkeley

LANGUAGE TEACHERS

Alicia Hernandez

alicia.Hernandez@ideapublicschools.org

Baylor & Howard

Isabel Mendez

isabel.reta@ideapublicschools.org

Ole Miss

Amber Chambers

amber.chambers@ideapublicschools.org

Virginia, North Carolina, Tougalo

Chastity Darden

chastity.darden@ideapublicschools.org

Tennessee, Florida, Clemson, Berkeley,
Sam Houston

IDEA Judson Academy Links

Website: www.judsonacademy.wixsite.com/jags

YouTube Channel:

https://www.youtube.com/channel/UC55J24gTdnm5_adXoPfW68Q?view_as=subscriber

Office Hours

<u>MONDAY</u>	<u>TUESDAY</u>	<u>WEDNESDAY</u>	<u>THURSDAY</u>	<u>FRIDAY</u>
Connell/Chambers 12:00-1:00PM	Black/Darden 12:00-1:00PM	Connell/Chambers 5:00-6:00 PM	Black/Darden 5:00-6:00PM	*FUN FRIDAY!* ALL Kinder Teachers
Westover/Hernandez 12:00-1:00PM	Silva/Mendez 12:00-1:00PM	Westover/Hernandez 5:00-6:00PM	Silva/Mendez 5:00-6:00PM	12:00-1:00PM

Please use the ZOOM links below to connect with Homeroom teachers during their Office Hours!

Please use the link for Westover/Hernandez on FUN FRIDAYS!

ALL Zoom Meeting Passwords: Idea

Westover/Hernandez: <https://zoom.us/j/7233351021>

Connell/Chambers: <https://zoom.us/j/9833250159>

Black/Darden: <https://zoom.us/j/7379758665>

Silva/Mendez: <https://zoom.us/j/6049897511>

Our SPED Teacher, Ms. Keeler will also be available for Office Hours DAILY from 1:00-2:00PM

<https://zoom.us/j/554143817>

EMAIL:

Ruth.keeler@ideapublicschools.org

COLLEGE HOUSE	WEEK 7 READING ASSIGNMENTS	WORKSHEET DUE FOR GRADING ★
Howard & Baylor	<input type="checkbox"/> <u>MONDAY:</u> Lesson 94 Video & Worksheet 94 <input type="checkbox"/> <u>WEDNESDAY</u> Lesson 95 Video & Worksheet 95***	Lesson 95 Worksheet (Front & Back)
North Carolina & Tougaloo	<input type="checkbox"/> <u>MONDAY:</u> Lesson 114 Video & Worksheet 114 <input type="checkbox"/> <u>WEDNESDAY</u> Lesson 115 Video & Worksheet 115***	Lesson 115 Worksheet (Front & Back)
Florida	<input type="checkbox"/> <u>MONDAY:</u> Lesson 134 Video & Worksheet 134 <input type="checkbox"/> <u>WEDNESDAY</u> Lesson 135 Video & Worksheet 135***	Lesson 135 Worksheet (Front & Back)
Ole Miss (OM) Virginia (VA) Clemson (C) Sam Houston (SH)	<i>(All Groups: OM, VA, C, SH)</i> <input type="checkbox"/> <u>MONDAY:</u> Lesson 124 Video & Worksheet 124 <input type="checkbox"/> <u>WEDNESDAY</u> Lesson 125 Video & Worksheet 125***	Lesson 125 Worksheet (Front & Back)
Tennessee & Berkeley	<input type="checkbox"/> <u>MONDAY:</u> Lesson 144 Video & Worksheet 144 <input type="checkbox"/> <u>WEDNESDAY</u> Monday: Lesson 145 Video & Worksheet 145***	Lesson 145 Worksheet (Front & Back)

This portion of the packet are for the
following groups only:
Baylor & Howard

Howard

Galilea J
Timothy G
Leonardo G
Miguel G
Esteban G
Marvin J
Marcela J
Oliver P
Dominique R
Joseph S
Teigan L

Baylor

Emmanuel A
Mathias C
Daniel C
Leonardo D
Victoria D
Ja'Miyah F
Magali G
Janzel J
Andres L
Bryson M
Brielle P
Sylas S

Send the pages with a  at the top to your child's HOMEROOM teacher by Monday at 4:30PM.

*******If your child is not in these reading groups, then he/she does NOT need to complete this part of the packet.*******

Envíe las páginas con un  en la parte superior a las maestras HOMEROOM de su hijo/a antes del lunes a las 4:30PM.

*******Si su hijo/a no está en estos grupos de lectura, entonces NO necesita completar esta parte del paquete.*******

thē fish had fun.

thē fish had fun.

k

had

c

mom

o

fun

d

ham

t

shē

this

his

thē

~~this~~

this

little

this

this

this

will

māde

this

not

is

this

this

sēē

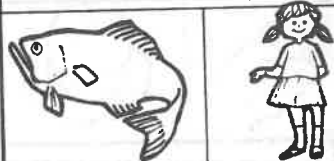
this

shot


the fish had fun.

the fish had fun.

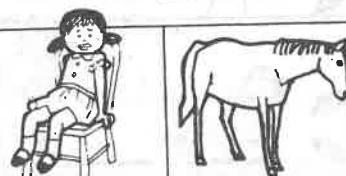
a fish




fat




sit



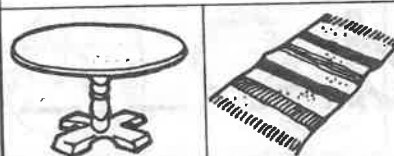
hill




fēet




a rug




a man



sand




hut



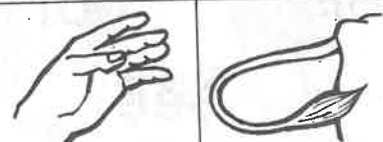
hat



a dish



tāi



Name Howard & Baylor

Worksheet 95 Side 1

shē sat on a hill.

shē sat on a hill.

o

did

k

not

I

cat

ā

fēet

h

sick

is

with

is

fun

is

did

is

is

this

wish

is

is

lake

is


is

his


is

sand


the




a dish




shē



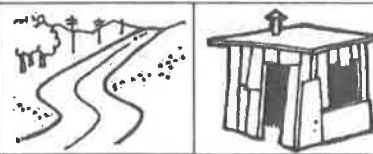
rag



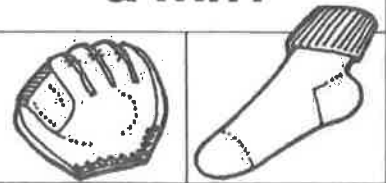
fēēt



shac_k



a mitt



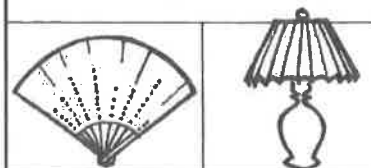
a rāk_e




him




fan



ē_ars



lāk_e



sit



This portion of the packet are for the
following groups only:

North Carolina & Tougaloo

North Carolina

Joshua B
Adrian F
Dominic F
Amina F
Aaliyah H
Trinite H
Harlie K
Scarlett O
Ava R
Alize V

Tougaloo

Ivanna C
Jayden C
Cesar D
Chase G
Jax L
Michaylah M
Jose P
Micah S
Anaya S
Rocco T
Isabella W

Send the pages with a ★ at the top to your child's HOMEROOM teacher by Monday at 4:30PM.

*******If your child is not in these reading groups, then he/she does NOT need to complete this part of the packet.*******

Envíe las páginas con un ★ en la parte superior a las maestras HOMEROOM de su hijo/a antes del lunes a las 4:30PM.

*******Si su hijo/a no está en estos grupos de lectura, entonces NO necesita completar esta parte del paquete.*******

Name NC + Tongalo

Worksheet 114

Side 1

a man sat on a gōat.

a man sat on a gōat.

l _____ **ēars**

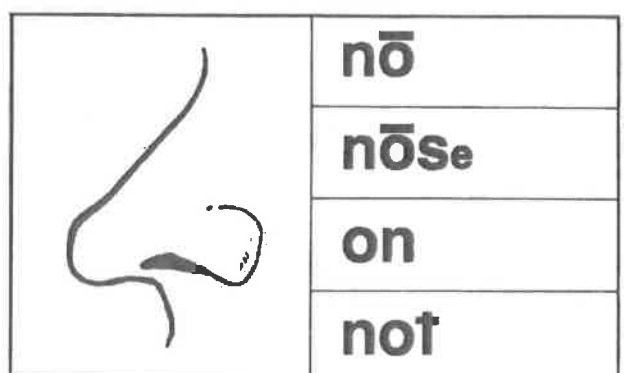
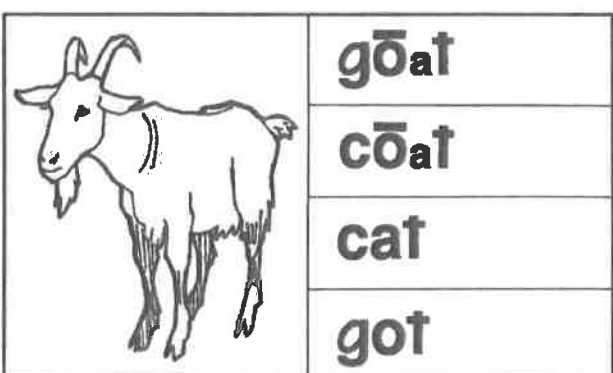


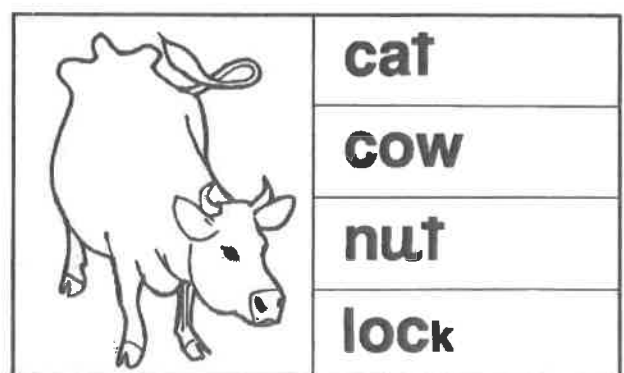
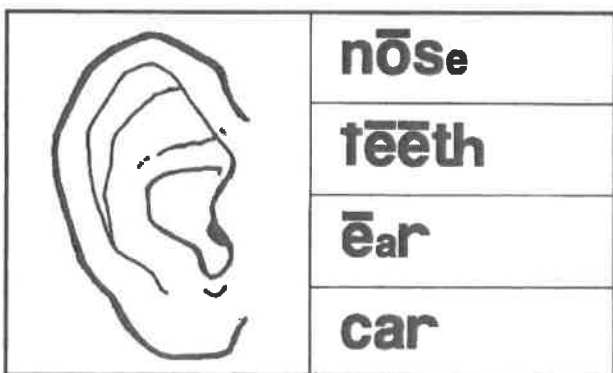

i _____ **gōat**

w _____ **sō**

ch *ch ch* **sad**

v _____ **hē**

pot his farm pot ~~pet~~ got
shē pot pot pot pot
fōr cop pot top pot
pot said sō pot



Name NC + Tougalo

Worksheet 115

Side 1



hē has lots of cars.

hē has lots of cars.

ch ch ch

fat

i

hill

w

not

h

said

m

ran

is

fish

was

fish

~~fish~~

fish

fat

fish

fish

thē

wish

fish

fog

am

fish




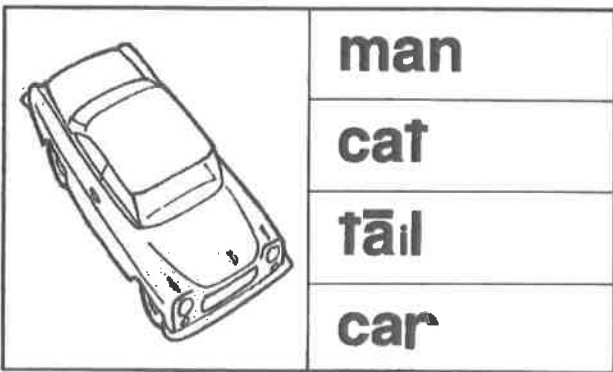

fish

now

fish

lāte





This portion of the packet are for the
following groups only:

Florida

Heaven F
Emmelyn H
Alicia H
Za'Nye L
Christian M
Marvin Q
Brianna S
Brendan S

Send the pages with a ★ at the top to your child's HOMEROOM teacher by Monday at 4:30PM.

*******If your child is not in these reading groups, then he/she does NOT need to complete this part of the packet.*******

Envíe las páginas con un ★ en la parte superior a las maestras HOMEROOM de su hijo/a antes del lunes a las 4:30PM.

*******Si su hijo/a no está en estos grupos de lectura, entonces NO necesita completar esta parte del paquete.*******

1. the dog dug a hōle in the...

•lāke

•cop

•yard

2. did the man get mad?

•yes

•nō

3. did the cop nēēd a cop dog?

•yes

•nō

ō

k

y y y

ch

o

w

a rat līkes to ēat.

hē ēats a red lēaf.

1. a rat līkes to...

•sit

•ēat

•run


2. hē ēats a...

•little lēaf


•fat lēaf

•red lēaf

The dog dug a hole.



this fish is fat.




a dog sat on a rock.



we are on a ship.



he has a pot.



the gate is big.



1. ron said,...

• "nō"

• "not"

• "yes"

2. did ron pāint the bed red?

• yes

• nō

3. did ron pāint a car red?

• yes

• nō

n

y y y

h

u

k

m

a man went on a ship.

the ship was big.

1. a man went on a...

• hill

• ship

• cow

2. the ship was...

• big

• little

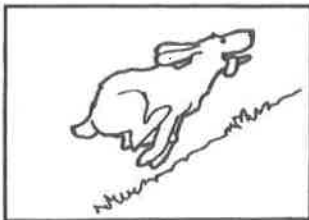
• red





ron got the paint.


Three sets of handwriting practice lines, each consisting of a solid top line, a dashed middle line, and a solid bottom line.



hē went to slēep.



shē can kick.



a dog ran up a hill.



hē āte a lēaf.



this sock is big.



**This portion of the packet are for the
following groups only:**

Ole Miss, Virginia, Clemson, Sam Houston

Ole Miss

Sergio A
Jacob C
Karter D
Amy G
Keanu J
Corbin J
Ruben L
Dominik M
Makayla O
Areli R

Virginia

Jonah E
Wyatt F
Malachi G
Adalyn H
Axel M
Anaya O
Nailea S

Clemson

Aubree A
A'Viyon C
Bennett K
Adam L
Lily P
Lenox P
Grace R
Jose S
Kenneth S

Sam Houston

Gregory C
Emmerson C
Ava E
Delayne M
Isabella Mendoza
(Connell/Chambers)
Matthew M
Elijah R
Aaliyah R
Jenna R
Audrey R
Brenin W

Send the pages with a ★ at the top to your child's HOMEROOM teacher by Monday at 4:30PM.

*******If your child is not in these reading groups, then he/she does NOT need to complete this part of the packet.*******

Envíe las páginas con un ★ en la parte superior a las maestras HOMEROOM de su hijo/a antes del lunes a las 4:30PM.

*******Si su hijo/a no está en estos grupos de lectura, entonces NO necesita completar esta parte del paquete.*******

hē had a red nōse.

said red nōse cow ~~red~~ nōse

nōse nōse red nōse hē

nōse red nōse rōad red

red gōat red nōse fēel nōse

the little dog had a red nōse.

hē was mad.

1. the little dog had a...

•big nōse •hot nōse •red nōse

2. hē was...

•sad •mad •big

b	t
ā	c
g	i




shē can kick.

I am not a fish.

the gōat āte a hat.

wē are in the rāin.



wē can gō in a car.

shē will kiss him.

hē has a big fish.

I fēed the cat.




his ēars are little.

shē sat with a cat.

mom has a rāke.

hē will ēat cāke.



hē sat on a log.

the man has a cow.

shē has nō tēeth.

this rat is fat.

Name OM VA C SA

Worksheet 125

Side 1



shē got a red hat.

Three sets of handwriting practice lines, each consisting of a solid top line, a dashed middle line, and a solid bottom line with an arrow pointing right.

do nō gāve ~~do~~ nō
do nō do gō nō
and do the nō do nō
nō do on nō do nō was do
do did nō

the fish got a hat.

the cow got a car.

1. the fish got...

• a hat

• a gōat

• a fish

2. the cow got a...

• cat

• car

• cow





d

c

b

b b

ē

g

r



a cow can lick mē.

the girl got wet.

hē has a hat.

I have cōrn.




wē will ēat cōrn.

I am not fat.

a man is on a rōad.

shē has socks.



hē has a gōat.

the girl is cōld.

shē ran in the sand.

that dog is mad.



a dog is in a car.

shē sat on a log.

that is a cop.

I can run.



This portion of the packet are for the
following groups only:
Tennessee & Berkeley

Tennessee

Lucyxana E
Kssavri H
Ariel H
Kenza K
Chad L
Vincent L
Julian M
Madison S
Jaxon Z

Berkeley

Zoey F
Sofia G
Caroline H
Armando L
Isabela Mendoza
(Silva/Mendez)
Gerry M
Christopher P
Matthew S
Dralynn S

Send the pages with a ★ at the top to your child's HOMEROOM teacher by Monday at 4:30PM.

*******If your child is not in these reading groups, then he/she does NOT need to complete this part of the packet.*******

Envíe las páginas con un ★ en la parte superior a las maestras HOMEROOM de su hijo/a antes del lunes a las 4:30PM.

*******Si su hijo/a no está en estos grupos de lectura, entonces NO necesita completar esta parte del paquete.*******

1. a big ____ cāme and sat on the shōre.

•rat

•man

•ēagle

2. the eagle said, "give mē a ____."

•dīme

•can

•bug

3. did the bug give the eagle a dīme?


•yes

•nō

4. did the bug gō to the other sīde?

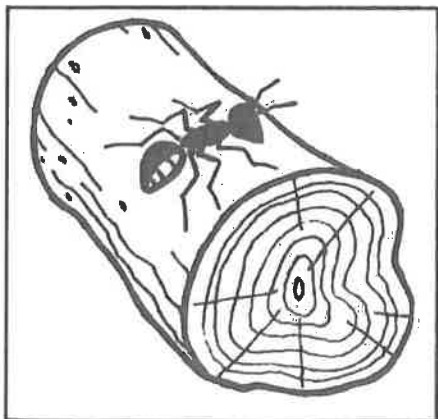
•yes

•nō



1. the **m**____ is fat.

2. hē has a **f**_____.



1. the bug is an **a**_____.

2. the ant is on a **L**_____.

a little bug bit a big bug. →

the little bug was mad. →

1. a little ____ bit a big bug.

•man

•bag

•bug

2. the little bug was ____.

•big

•mad

•red

e

ā

ch

x

th

y

hē sat on the shōre. →

→

→

→



1. a bug and a ____ met on a rōad.

• pig

• man

• gōat

2. the bug bit a ____.

• dog

• log

• bug

3. the pig bit ____.

• his leg

• the bug

• a man

4. did the pig bītē better?


• yes

• nō



1. **Sh** ____ has a cat.

2. they are on a **r** ____.



1. the **m** ____ is at the lāke.

2. hē has a **f** ____.





hē līked to ēat.

sō hē āte bēans and cāke.

1. **hē** ____ to ēat.

• **hātes**

• **līked**

• **did not līke**

2. **sō hē āte bēans and** ____.

• **cōrn**

• **fish**

• **cāke**

t

i

e

o

i

n

“I bīte,” a bug said.



COLLEGE HOUSE	WEEK 7 LANGUAGE ASSIGNMENTS	FOR GRADING
Howard & Baylor	<input type="checkbox"/> <u>MONDAY:</u> Lesson 119 Video & Worksheet 119 <input type="checkbox"/> <u>WEDNESDAY</u> Lesson 120 Video & Worksheet 120***	Lesson 120 Worksheet (Front & Back)
North Carolina, Tougaloo, Virginia	<input type="checkbox"/> <u>MONDAY:</u> Lesson 139 Video & Worksheet 139 <input type="checkbox"/> <u>WEDNESDAY</u> Lesson 140 Video & Worksheet 140***	Lesson 140 Worksheet (Front & Back)
Florida, Clemson, Sam Houston, Tennessee, Berkeley	<input type="checkbox"/> <u>MONDAY:</u> Lesson 149 Video & Worksheet 149 <input type="checkbox"/> <u>WEDNESDAY</u> Lesson 150 Video & Worksheet 150***	Lesson 150 Worksheet (Front & Back)
Ole Miss	<input type="checkbox"/> <u>MONDAY:</u> <u>OM:</u> Lesson 129 Video & Worksheet 129 <input type="checkbox"/> <u>WEDNESDAY</u> <u>OM:</u> Lesson 130 Video & Worksheet 130***	Lesson 130 Worksheet (Front & Back)

This portion of the packet are for the
following groups only:


Baylor & Howard

Send the pages with a  at the top to your child's HOMEROOM teacher by Monday at 4:30PM.

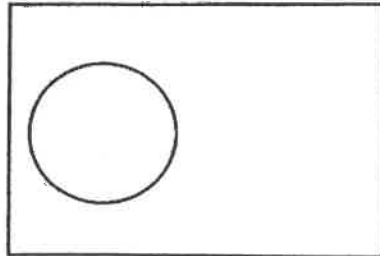


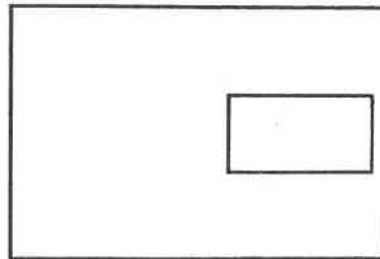
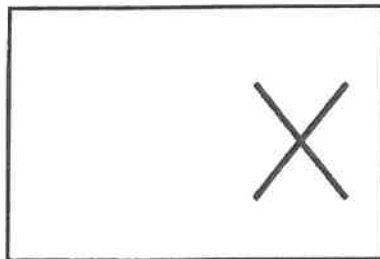



*****If your child is not in these language groups, then he/she does
NOT need to complete this part of the packet.*****

Envíe las páginas con un  en la parte superior a las maestras HOMEROOM de su hijo/a antes del lunes a las 4:30PM.

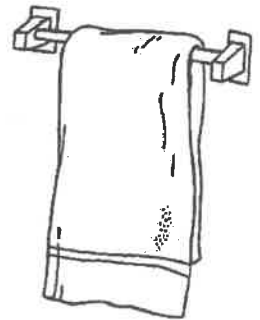
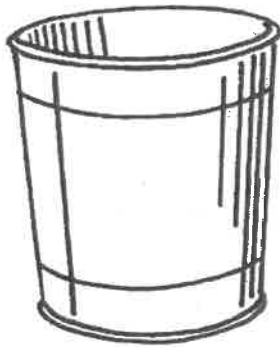
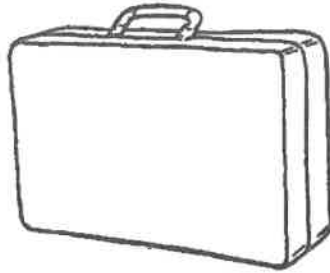
*****Si su hijo/a no está en estos grupos de lenguaje, entonces NO
necesita completar esta parte del paquete.*****




"What did you color blue?" "Is it full or empty?" "What did you color red?" "Is it full or empty?"



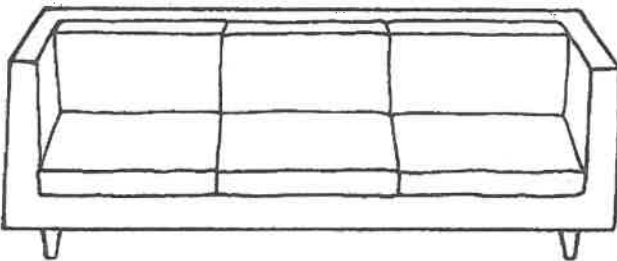
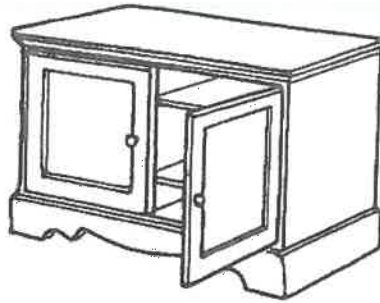
"What's in the top two boxes?" "Tell me what you drew to fix up the other boxes." "What did you cross out?"



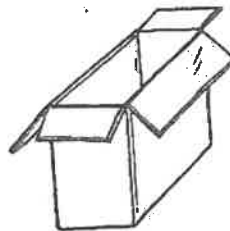


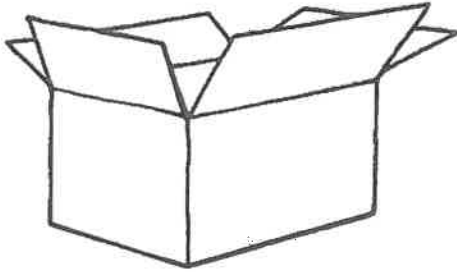
"Look at the two objects connected by a black line." "How are they the same?" Repeat for brown and green lines.



"Tell me where the orange vehicle is." "What is it?" "Tell me where the brown vehicle is." "What is it?"




"What color is the table?" "What color is the chair?" "What color is the couch?" "What else is in the picture?"





"Is the woman in the red coat sitting?" "Is the box with a cross-out mark big?" "Is the cat next to the wagon wearing a collar?"

Howard / Baylar Wednesday ★

Lesson 120 Name _____



"What part of the umbrella was missing?" "What color did you make it?" "What part of the umbrella is brown?"
"What part is orange?"



"What's in the top two boxes?" "Tell me what you drew to fix up the other boxes." "What did you cross out?"
Side 2 _____



This portion of the packet are for the
following groups only:



North Carolina, Tougalo, Virginia

Send the pages with a  at the top to your child's HOMEROOM teacher by Monday at 4:30PM.


*****If your child is not in these language groups, then he/she does
NOT need to complete this part of the packet.*****

Envíe las páginas con un  en la parte superior a las maestras HOMEROOM de su hijo/a antes del lunes a las 4:30PM.

*****Si su hijo/a no está en estos grupos de lenguaje, entonces NO
necesita completar esta parte del paquete.*****



"Are some of the kittens black?" "Are they in the box?" "Are all of the kittens brown?" "Are they next to the box?" "Are all of the puppies black?"

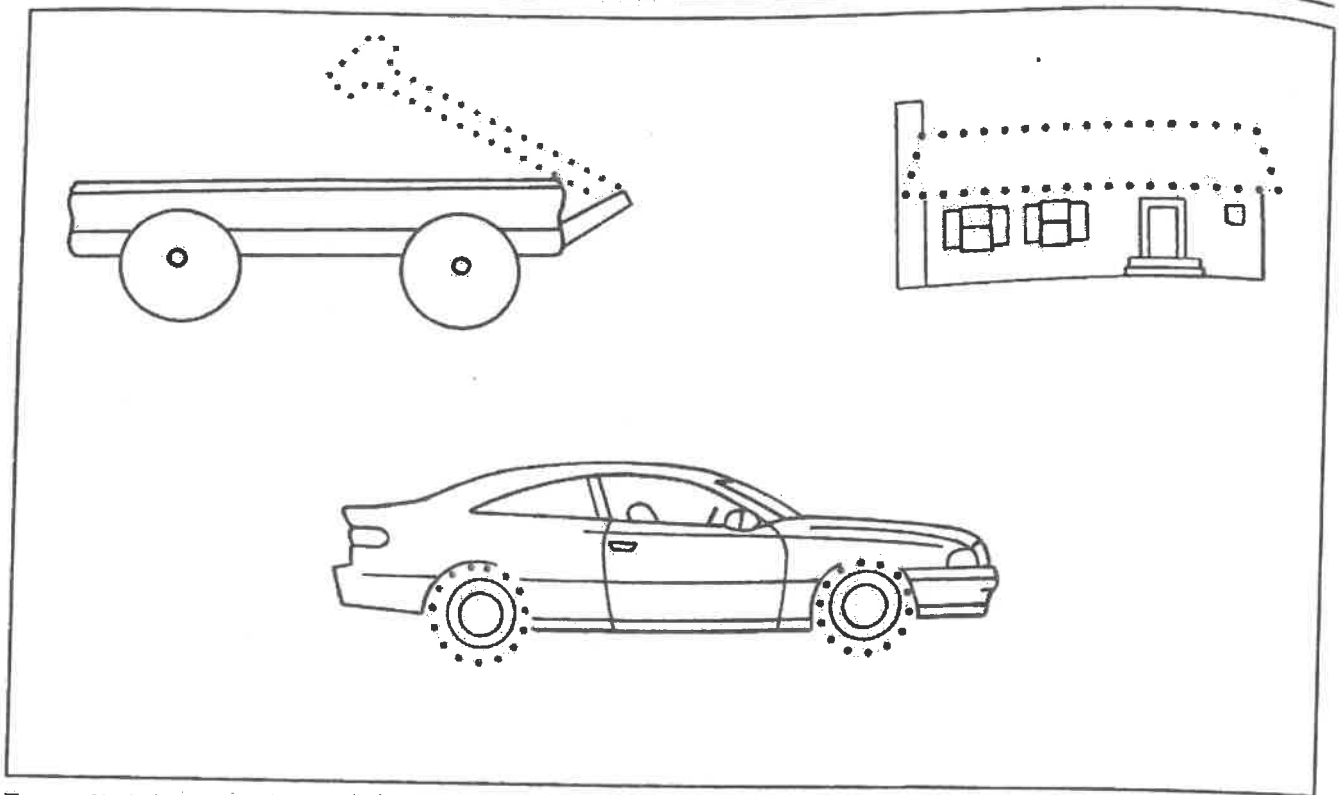


"Are the men sad?" "Are the women happy?"


North Carolina/Tougaloo/Virginia Monday

Lesson 139

Name _____




For each object, ask, "What is this?" "Which part was missing?"




"What's in the circle?" "Name the objects that belong in the circle." "Name the ones that don't belong."

Side 2




"Are the big children happy?" "Do the small children have their mouths closed?"




"What kind of objects did you circle?" "What kind of objects did you draw triangles around?" "What are the other objects?"

Side 1





"Which pigs are wearing hats?" "Which animals are brown?" "Which puppies are wearing glasses?"



"What's in the circle?" "Name the objects that belong in the circle." "Name the objects that don't belong."

Side 2



This portion of the packet are for the
following groups only:


Clemson, Sam Houston, Florida,
Tennessee, Berkeley

Send the pages with a ★ at the top to your child's HOMEROOM
teacher by Monday at 4:30PM.


*****If your child is not in these language groups, then he/she does
NOT need to complete this part of the packet.*****

Envíe las páginas con un ★ en la parte superior a las maestras
HOMEROOM de su hijo/a antes del lunes a las 4:30PM.

*****Si su hijo/a no está en estos grupos de lenguaje, entonces NO
necesita completar esta parte del paquete.*****



"Are all the blue animals in boats?" "Are all the red animals in boats?" "Are some of the animals with long whiskers wet?"




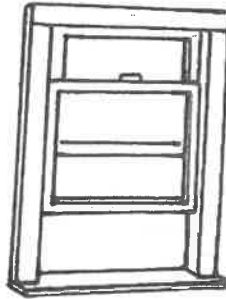
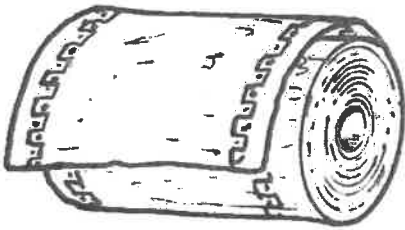
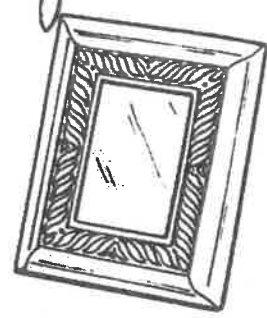
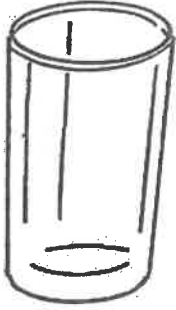
"Tell me the parts of the cabinet." "Which part was missing?"

Side 1



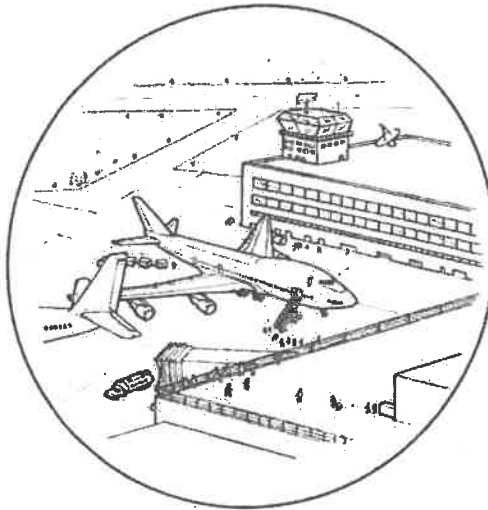

Florida/Clemson/Sam Houston/Tennessee/Berkley

Lesson 149

Name Mandee






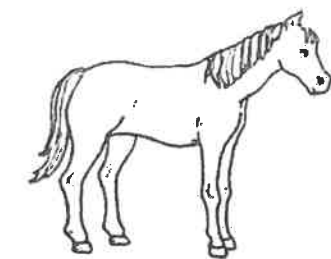


"What kind of objects are brown?" "What kind of objects are green?"


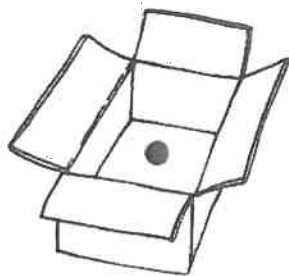



"What's in the circle?" "Name the objects that belong in the circle." "Name the ones that don't belong."

Side 2




"Tell me which animals go in back of the truck." "Tell me which animals go on top of the truck." "Where do the other animals go?" "What are they?"



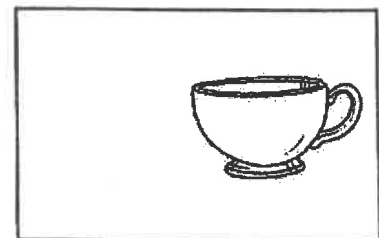
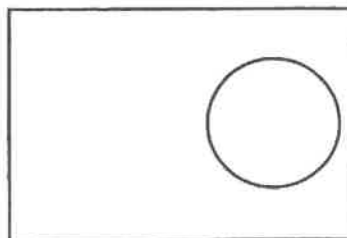

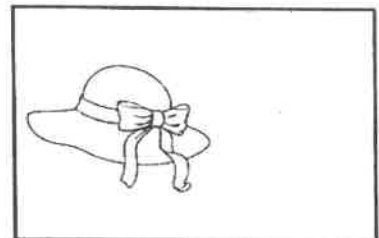
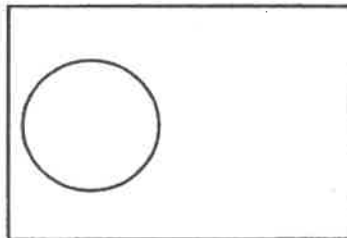

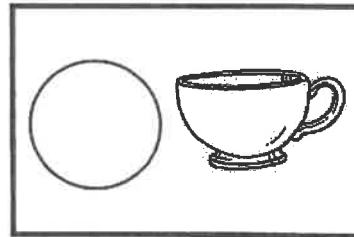

Florida/Clemson/Sam Houston/Tennessee/Berkley

Lesson 150

Name Wednesday ★



"Is the wet animal small?" "What kind of objects are red?" "Are the black animals big?"



"What's in the top two boxes?" "Tell me what you drew to fix the other boxes." "What did you cross out?"

Side 2



This portion of the packet are for the
following groups only:

Ole Miss

Send the pages with a  at the top to your child's HOMEROOM teacher by Monday at 4:30PM.


*****If your child is not in these language groups, then he/she does
NOT need to complete this part of the packet.*****

Envíe las páginas con un  en la parte superior a las maestras HOMEROOM de su hijo/a antes del lunes a las 4:30PM.

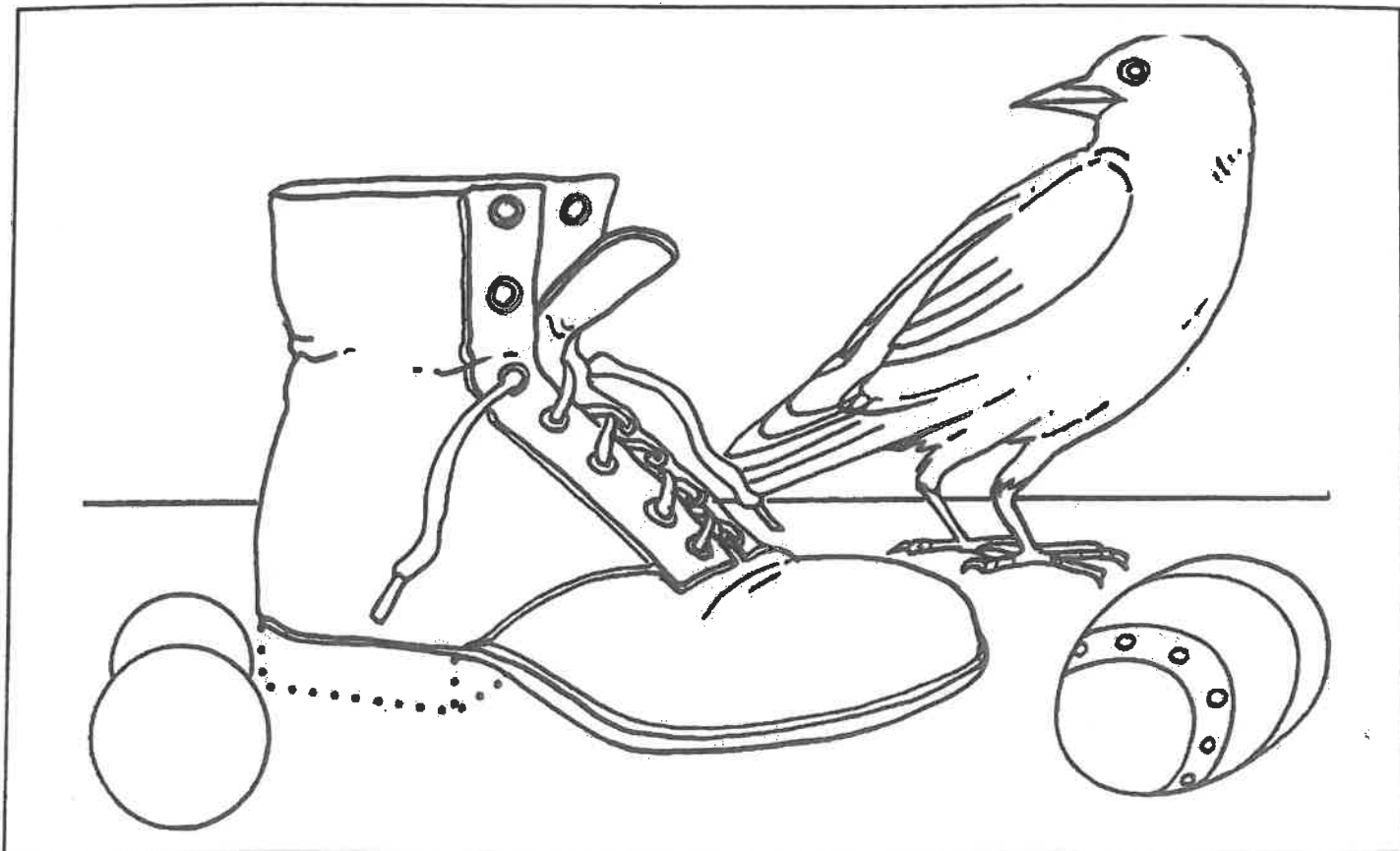
*****Si su hijo/a no está en estos grupos de lenguaje, entonces NO
necesita completar esta parte del paquete.*****

Ole Miss Monday

Lesson 129 Name _____



"What kind of objects did you color orange?" "What kind of objects did you color brown?"

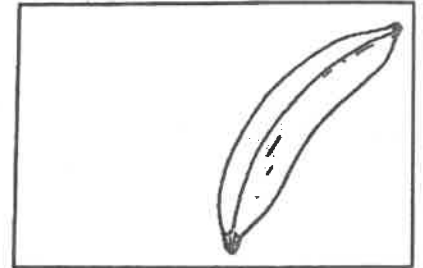

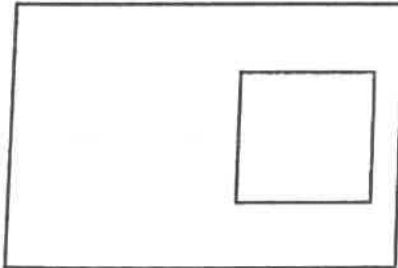
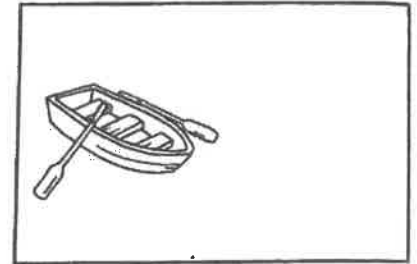

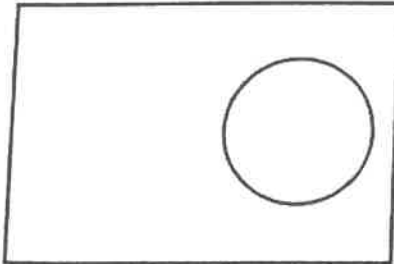

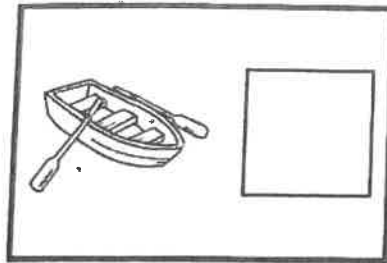


"Tell me the parts of the shoe." "Which part was missing?"


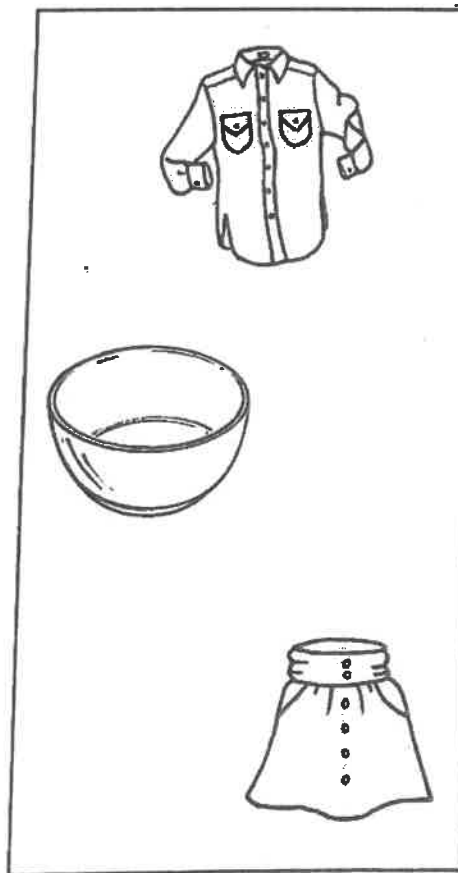
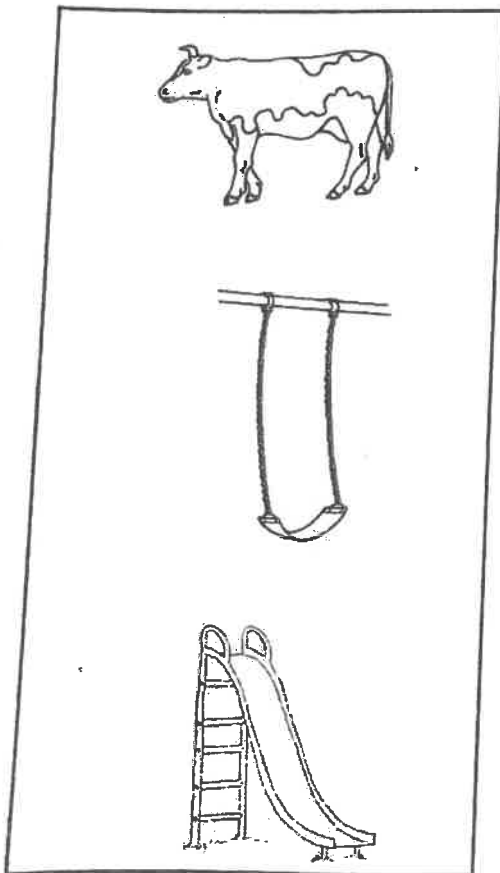
Lesson 129

Name

OleMiss Monday



"What's in the top two boxes?" "Tell me what you drew to fix the other boxes." "What did you cross out?"




"What's the same about the connected objects in the first box?" "What did you cross out?" Repeat for second and third boxes.




Lesson 130

Ole Miss
Name _____

wednesday

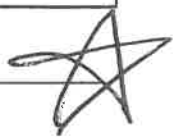


"What animals did you color black?" "What animals did you color red?"




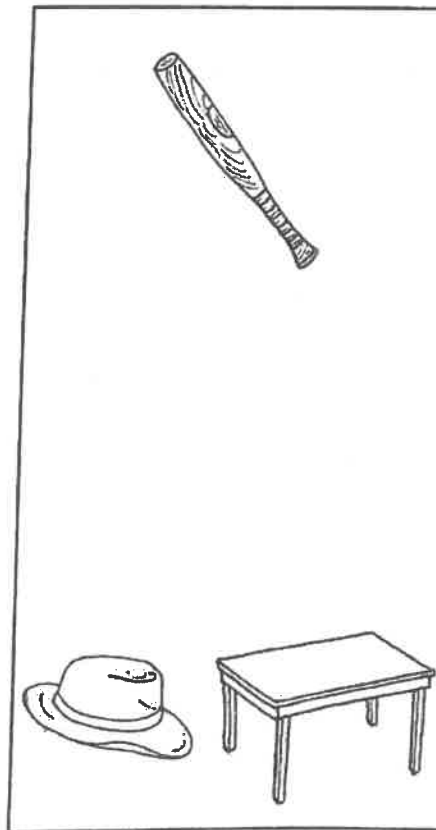
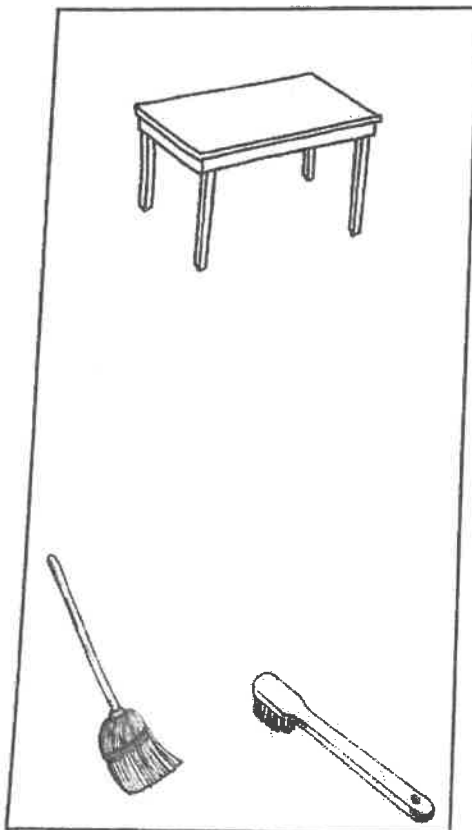
"What kind of objects did you circle?" "What kind of objects did you draw squares around?"

Side 1





"Is the firefighter wearing goggles dry?" "Is the firefighter wearing blue sitting on a short bench?" "Is the firefighter with an axe next to him wet?"



"What's the same about the connected objects in the first box?" "What did you cross out?" Repeat for second and third boxes.



SUBJECT	WEEK 7 ASSIGNMENTS	WORKSHEETS DUE FOR GRADING ★
MATH (ALL STUDENTS)	<input type="checkbox"/> <u>Tuesday:</u> Lesson 15: Online Video, Problem Set, Homework <input type="checkbox"/> <u>Thursday:</u> Lesson 16: Online Video, Problem Set, Homework***	Lesson 16 Problem Set & Homework
	<input type="checkbox"/> <u>Friday:</u> You will need to use the following link to access the science videos for this week's lesson: https://classroommagazines.scholastic.com/support/learnathome/grades-prek-k.html After clicking link, please use the following steps: Week 1 > Day 4: Earth & Space-The Moon 1. Watch the Story: <i>Happy Birthday, Moon</i> by Frank Asch 2. Read the Book: <i>The Moon</i> by Melanie Chrismer 3. Complete these activities: Video: What's in the Night Sky? 4. STEM Activity: Make Moon Craters (OPTIONAL) 5. After completing steps 1-4, complete these worksheets <u>in your packet for grading:</u> ■ Astronaut Matching*** ■ What Does It Look Like? Worksheet***	

MATH

Eureka Math Online Learning

We are now utilizing the online Eureka videos provided by our district for math lessons. These videos follow the same format as the teacher videos that were uploaded this week: Fluency Activities, Application Problem, Concept Development, & Problem Set. The corresponding homework uses the same skills demonstrated in the lesson and should be completed **after** watching the online video.

Please use this link to access the online videos:

<https://gm.greatminds.org/en-us/knowledge-for-grade-k>

Then Select: **Eureka Math Module 4**, and click the videos for the lessons assigned each week (*see Math & Science cover page*)

Ahora, utilizaremos los videos en línea de Eureka proporcionados por nuestro distrito para lecciones de matemáticas. Estos videos siguen el mismo formato que los videos de profesores que se subieron esta semana: Actividades de Fluidez, Problema de Aplicación, Desarrollo de Conceptos, y Conjunto de Problemas. La tarea correspondiente utiliza las mismas habilidades demostradas en la lección y debe completarse **después** de ver el video en línea.

Utilice este enlace para acceder a los videos en línea:

<https://gm.greatminds.org/en-us/knowledge-for-grade-k>

Luego seleccione: **Eureka Math Module 4**, y haga clic en los videos para las lecciones asignadas cada semana (*ver página de portada de Matemáticas & Ciencias*)

Tuesday

Name _____

Date _____

Fill in the number sentences.


There are 8 fish. There are 4 striped fish and 4 goldfish.



$$\square = \square + \square$$

$$\square + \square = \square$$

There are 8 shapes. There are 5 triangles and 3 diamonds.



$$\square = \square + \square$$

$$\square + \square = \square$$



There are 6 stars and 2 moons.


There are 8 shapes.

$$\square + \square = \square$$

$$\square = \square + \square$$

Tuesday


There are 8 shapes. Count and circle the squares. Count and circle the triangle.



$$\square + \square = \square$$

$$\square = \square + \square$$

There are 8 flowers. Some flowers are yellow, and some flowers are red. Draw a picture to go with the story.



$$\square = \square + \square$$

$$\square + \square = \square$$

Create your own story, and tell your partner. Have your partner draw a picture of your story and create a number sentence to go with the picture.


Tuesday

Name _____

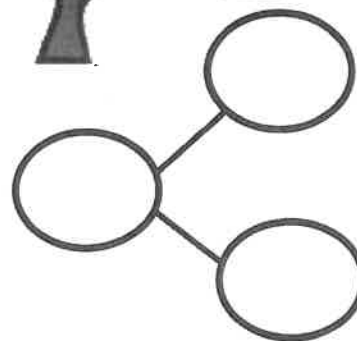
Date _____




There are 8 trees. 5 are palm trees, and 3 are apple trees. Fill in the number sentences and the number bond.



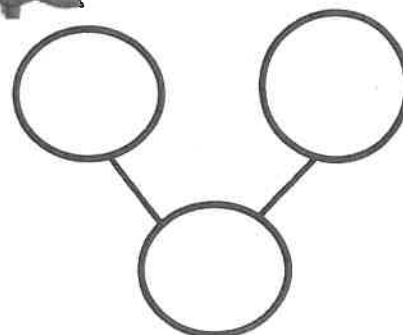
<input type="text"/>	=	<input type="text"/>	+	<input type="text"/>
<input type="text"/>	+	<input type="text"/>	=	<input type="text"/>



There are 8 trees. 4 are oak trees, and 4 are spruce trees. Fill in the number sentences and the number bond.



<input type="text"/>	=	<input type="text"/>	+	<input type="text"/>
<input type="text"/>	+	<input type="text"/>	=	<input type="text"/>




Thursday



Name _____

Date _____


There are 4 snakes sitting on the rocks. 2 more snakes slither over. How many snakes are on the rocks now? Put a box around all the snakes, trace the mystery box, and write the answer inside it.



$$4 + 2 =$$



There are 5 turtles swimming. Draw 2 more turtles that come to swim. How many turtles are swimming now? Draw a box around all the turtles, draw a mystery box, and write the answer.



$$5 + 2 =$$

Today is your birthday! You have 7 presents. A friend brings another present. Draw the present. How many presents are there now? Draw a mystery box, and write the answer inside it.



$$7 + 1 =$$



Thursday



Listen and draw. There were 6 girls playing soccer. A boy came to play. How many children were playing soccer then? Draw a box around all the children.

$$6 + 1 = \boxed{}$$

Listen and draw. There were 3 frogs on a log. 5 more frogs hopped onto the log. How many frogs were on the log then? Draw a box around the frogs, and box the answer.

$$3 + 5 = $$



Thursday



Name _____

Date _____



There are 3 penguins on the ice.
4 more penguins are coming.
How many penguins are there?


$$3 + 4 = \boxed{}$$



There is 1 mama bear. 5 baby bears are following her. How many bears are there? Draw a box for the answer.

$$1 + 5 = \boxed{}$$

Draw 7 balls in the ball box. Draw a girl putting 1 more ball in the ball box. Circle all the balls, and draw a box for the answer. Write your answer.



$$7 + 1 = \boxed{}$$



SCIENCE


Friday ☆

Name _____

Date _____

What will the astronaut see?

Color the astronaut. What will the astronaut see in outer space? Circle them.



Friday ☆

Name: _____



What Does It Look Like?

Draw a picture in each box to show what the words are!

moon	sun	stars
day time	shadow	earth
night time	astronaut	planet